

SPECIFICATIONS

Get Out There!

MOBILITY SCOOTER BROCHURE

	Front Tires	Rear Tires	Maximum Speed ²	Ground Clearance ^{4,11,14}	3-W Turning Radius ⁴	4-W Turning Radius ⁴	3-W Length/Width ¹⁰	4-W Length/Width ¹⁰	Seat-to-Ground Height Range	(3/4-wheel) Weight ^{3,4,12}
TRAVEL MOBILITY										
Jazzy® Zero Turn	2"x7" SOLID	2.5"x9" SOLID	UP TO 4 MPH	1.4" at motor	N/A	38.25"	N/A	45.75"/20"	21.5"-23.5"	120 LBS.
Revo™ 2.0	3" x 8" SOLID (3W) 3" x 9" SOLID (4W)	3" x 9" SOLID	UP TO 5 MPH	3W: 3.25" 4W: 3.5" at mid-frame	40"	52"	46"/20.75"	47"/20.75"	21-23.5"	120 LBS./132 LBS.
Jazzy® Passport	8" SOLID	12" PNEUMATIC	UP TO 3.6 MPH	3" at motor	N/A	25.25"	N/A	40"/23.6"	19"	53 LBS.
Go Chair®	6" SOLID	9" SOLID	UP TO 3.7 MPH	1.8" at motor 1.7" at anti-tip 2.7" at footplate	N/A	25.5" with foot platform	N/A	28.5" without footplate 33"/22.5"	22"-23"	67 LBS.
Go-Go® Ultra X	2" x 8" SOLID (3W) 2" x 7" SOLID (4W)	2.5" x 8" SOLID	UP TO 4 MPH	1.3" at motor	33"	44"	37"/19.5"	39.5"/19.5"	18.25"-20.25"	76 LBS./80 LBS.
Go-Go Elite Traveller®	2" x 8" SOLID (3W) 2" x 7" SOLID (4W)	2.5" x 8" SOLID	UP TO 4 MPH	1.38" at transaxle	33"	44"	37"/19.5"	39.5"/19.5"	18.25"-20.25"	76 LBS./80 LBS.
Go-Go® Sport	3" x 8" SOLID (3W) 3" x 9" SOLID (4W)	3" x 9" SOLID	UP TO 4.7 MPH	1.5" at motor	36"	50.5"	42"/21.25"	43"/21.25"	20.5"-22"	93 LBS./99 LBS.
Go-Go® LX with CTS Suspension	2" x 8" SOLID (3W) 2" x 7" SOLID (4W)	2.5" x 8" SOLID	UP TO 4.4 MPH	1.5" at motor	33"	44.75"	39.75"/20.5"	41"/20.5"	20.75"-22.25"	85LBS./87 LBS.
Go-Go® Folding Scooter	1.5" x 7" SOLID	2" x 8" SOLID	UP TO 4 MPH	2.3"	32"	N/A	37"/19"	N/A	20.5"	51 LBS.
VALUE SERIES										
Victory® 10	3.5" x 10" SOLID	3.5" x 10" SOLID	UP TO 5.3 MPH	3" at mid-frame	42"	54"	45.25"/22.25"	47"/22.25"	20.5"-22"	133 LBS./137 LBS.
Victory® Twin	DUAL 3" x 9" SOLID	3.5" x 10" SOLID	UP TO 5.25 MPH	3" at mid-frame	N/A	42"	N/A	46"/26"	23"-24.5"	N/A/150 LBS.
Victory® 10 LX with CTS Suspension ¹³	3.5" x 10" SOLID	3.5" x 10" SOLID	UP TO 5.6 MPH	2.4" at transaxle	N/A	60"	N/A	47"/22.25"	23.5"-25.5"	179 LBS.
MID-SIZE LUXURY										
Celebrity® LR	4" x 10" PNEUMATIC	4" x 10" PNEUMATIC	UP TO 6.5 MPH	2"	N/A	56.5"	N/A	48"/24"	22.5"-24"	N/A/173 LBS.
Celebrity® DX Sport	4" x 10" PNEUMATIC	4" x 13" PNEUMATIC	UP TO 9.5 MPH	4.25"	N/A	66.25"	N/A	47.5"/25.25"	22.75"-24.75"	N/A/200 LBS.
HEAVY-DUTY										
Maxima	3" x 10" SOLID	4" x 10" SOLID	UP TO 5.3 MPH	4.25" 3W 3.25" 4W	50.5"	54"	46"/25.5"	47"/25.5"	22.5"-24.5"	171 LBS./176 LBS.
Pursuit® ¹³	3" x 13" SOLID	13" SOLID	UP TO 8 MPH	3.5"	N/A	67.75" LEFT 66.75" RIGHT	N/A	53.25"/25.25"	24.75"-26.25"	225 LBS.
FULL-SIZE LUXURY										
Pursuit® XL ¹³	13" PNEUMATIC	13" PNEUMATIC	UP TO 7.5 MPH	5.25" at mid-frame	N/A	82.5"	N/A	56"/27.25"	26.25"-27.75"	254 LBS.
Raptor ¹³	3" x 16" PNEUMATIC	3" x 16" PNEUMATIC	UP TO 14 MPH	3.5" at mid-frame	60"	N/A	59"/24.75"	N/A	28"	208 LBS.

Seat Type (Standard)	Seat-to-Deck Height Range	Battery Weight ⁹	Battery Requirements ⁶	Per Charge Range (Max.) ^{3,8}	Battery Charger	Maximum Weight Capacity	Suspension	Weight of Heaviest Piece ⁴
COMPACT FOLDABLE, MOLDED PLASTIC (17" X 17")	16"-18"	13.5 LBS. EA.	(2) 22AH	UP TO 10 MILES	OFF-BOARD, 3.5A	300 LBS.	FRONT AND REAR	48 LBS. (REAR SECTION)
FOLDABLE, MOLDED PLASTIC (20" X 18")	15"-18"	25 LBS. EA.	(2) U1	3W: UP TO 12 MILES 4W: UP TO 13 MILES	OFF-BOARD, 3.5A	375 LBS.	FRONT AND REAR	48 LBS. (3-WHEEL) (REAR SECTION) 57 LBS. (4-WHEEL) (FRONT SECTION)
GRAY FOAM (17.5" X 16.5")	14.5" (NO ADJUSTMENT)	7 LBS.	(1)18AH (LITHIUM-ION)	UP TO 9.6 MILES	OFF-BOARD, 2A	250 LBS.	LIMITED	N/A
COMPACT, FOLDABLE (18" X 17")	N/A	14 LBS. EA.	(2)18AH	UP TO 8.7 MILES (STANDARD) UP TO 10.9 MILES (WITH EXTENDED RANGE)	OFF-BOARD, 2A	300 LBS.	LIMITED	36 LBS. (REAR SECTION)
COMPACT, FOLDABLE (17" X 17")	15.75"-17.25"	9 LBS. EA. ⁵	(2)12AH	3W: UP TO 6.9 MILES 4W: UP TO 7.2 MILES	OFF-BOARD, 2A	260 LBS.	N/A	29 LBS. (3-WHEEL) (FRONT SECTION) 34 LBS. (4-WHEEL) (FRONT SECTION)
COMPACT, FOLDABLE (17" X 17")	15.75"-17.25"	14 LBS. EA. ⁷	(2)18AH	3W: UP TO 10.9 MILES (18AH) ⁹ 4W: UP TO 12 MILES (18AH) ⁹	OFF-BOARD, 2A	300 LBS.	N/A	29 LBS. (3-WHEEL) (FRONT SECTION) 34 LBS. (4-WHEEL) (FRONT SECTION)
COMPACT, FOLDABLE (17" X 17")	17"-18"	14 LBS. EA. ⁷	(2)18AH (INCLUDED)	3W: UP TO 15.9 MILES 4W: UP TO 14 MILES	OFF-BOARD, 3.5A	325 LBS.	N/A	35 LBS. (3-WHEEL) (FRONT SECTION) 44 LBS. (4-WHEEL) (FRONT SECTION)
COMPACT, FOLDABLE (17" X 17")	16.25"-17.25"	14 LBS. EA. ⁷	(2)18AH (INCLUDED)	3W: UP TO 11.7 MILES 4W: UP TO 12.6 MILES	OFF-BOARD, 2A	300 LBS.	FRONT AND REAR	34 LBS. (3-WHEEL) (FRONT SECTION) 37 LBS. (4-WHEEL) (FRONT SECTION)
COMPACT, FOLDABLE (16" X 13")	13"	9 LBS. EA. (SEALED LEAD ACID) / 5 LBS. EA. (LITHIUM-ION)	(2)12AH OR (1) 12AH (LITHIUM-ION)	UP TO 13 MILES (LITHIUM-ION) UP TO 9.3 MILES (SEALED LEAD ACID)	OFF-BOARD, 2A (SEALED LEAD ACID) OFF-BOARD, 2.5A (LITHIUM-ION)	250 LBS.	N/A	51 LBS. (UNIT DOES NOT DISASSEMBLE-UNIT WEIGHT WITH-OUT BATTERY PACK)
FOLDABLE, MOLDED PLASTIC (18" X 17")	17.5"-19"	24 LBS. EA. / 32 LBS. EA.	(2) U1 OR (2) 40AH	UP TO 16 MILES	OFF-BOARD, 3.5A (U-1) OFF-BOARD, 5A (40AH)	400 LBS.	N/A	54 LBS. (3-WHEEL) (FRONT SECTION) 61 LBS. (4-WHEEL) (FRONT SECTION)
FOLDABLE, MOLDED PLASTIC (18" X 17")	17.5"-19"	24 LBS. EA. / 32 LBS. EA.	(2) U1 OR (2) 40AH	UP TO 11.1 MILES (WITH U-1 BATTERIES)	OFF-BOARD, 3A (U-1) OFF-BOARD, 5A (40 AH)	350 LBS.	N/A	55 LBS. (FRONT SECTION)
RECLINING H/B W/SLIDERS AND HEADREST (18" X 18")	16.5"-18.5"	32 LBS. EA.	(2) 40AH	UP TO 16 MILES	OFF-BOARD, 5A (40AH)	400 LBS.	FRONT AND REAR	78 LBS. (4-WHEEL) (FRONT SECTION)
HIGH-BACK RECLINER WITH SEAT SLIDE, SWIVEL ADJUSTABLE ARMS AND HEIGHT-ADJUSTABLE HEADREST (18" X 18")	16.5"-18.5"	36.5 LBS. EA.	(2) NF-22	UP TO 18.97 MILES	OFF-BOARD, 5A	350 LBS.	FRONT & REAR	73 LBS. (FRONT SECTION)
HIGH-BACK RECLINER WITH SEAT SLIDE, SWIVEL ADJUSTABLE ARMS AND HEIGHT-ADJUSTABLE HEADREST (18" X 18")	16.75"-18.75"	24 LBS. EA. / 32 LBS. EA.	(2) U1 OR (2) 40AH	UP TO 11 MILES	OFF-BOARD, 5A	350 LBS.	REAR	83 LBS. (FRONT SECTION)
DELUXE CONTOURED MEDIUM-BACK (22"X18")	3W: 16"-18" 4W: 16"-18"	38 LBS. EA. (NF-22 OR 55AH) 24 LBS. EA. (U-1)	(2) NF-22 (U-1 (POWER-ELEVATING SEAT))	3W: UP TO 18 MILES U-1 (POWER-ELEVATING SEAT) UP TO 9.6 MILES 4W: UP TO 16 MILES	OFF-BOARD, 5A	500 LBS.	3-W REAR/ 4-W FRONT AND REAR	76 LBS. (3-WHEEL) (REAR SECTION) 76 LBS. (4-WHEEL) (REAR SECTION)
RECLINING H/B W/SLIDERS AND HEADREST (18" X 18")	17"-18.75"	38 LBS. EA. (NF-22 OR 55AH) 53 LBS. EA. (75AH)	(2) NF-22 (2) GROUP 24	UP TO 14 MILES (NF-22) UP TO 19 MI. (GROUP 24)	OFF-BOARD, 5A (NF-22) OFF-BOARD, 8A (GROUP 24)	400 LBS.	FRONT AND REAR	95 LBS. (FRONT SECTION)
HIGH-BACK PILLOW TOP W/SLIDERS AND HEADREST (19.5" X 17.5")	21"-22.5"	53 LBS. EA. (75AH) 60 LBS. EA. (100AH)	(2) GROUP 27 OR (2) GROUP 24	G27: UP TO 30 MILES G24: UP TO 22 MILES	OFF-BOARD, 8A	400 LBS.	FRONT AND REAR	205 LBS. (MAIN FRAME)
HIGH-BACK (20" X 18") (100" LIMITED RECLINE)	19"	53 LBS. EA.	(2) 75AH	19 MILES (UP TO 400 LBS.) 31 MILES (UP TO 220 LBS. AND AT LOW SPEED)	OFF-BOARD, 8A	400 LBS.	FRONT AND REAR	N/A (UNIT DOES NOT DISASSEMBLE)



Get Out There!

PRIDE® MOBILITY SCOOTERS
LIVE YOUR BEST®

pridemobility.com



Beamsville, Ontario • 888-570-1113
pridemobility.com • pridescooters.com

1. All shroud panels included.
2. Varies with user weight, terrain type, battery amp-hour (AH), battery charge, battery condition and tire condition. This specification can be subject to a variance of (+ or -) 10%.
3. Battery weight not included.
4. Due to manufacturing tolerances and continual product improvement, this specification can be subject to variance of + or - 3%.
5. Battery pack is 18 lbs. with 12AH batteries.
6. Deep cycle (AGM or gel cell type recommended).
7. 18 AH battery pack weighs 29.5 lbs.
8. Tested in accordance with ANSI/RESNA, WC Vol 2, Section 4 and ISO 7176-4 standards. Results derived from theoretical calculations based on battery specifications and drive system performance. Test conducted at maximum weight capacity.

9. Battery weight may vary based on manufacturer.
10. Width of base (not including seat).
11. Does not account for anti-tip clearance.
12. Includes standard seat weight.
13. Light package.
14. At midframe.



The information contained herein is correct at the time of publication, we reserve the right to alter specifications without prior notice. Speed and range vary with user weight, terrain type, battery charge, battery condition and tire pressure. Due to manufacturing tolerances and continual product improvement, length, width, turning radius and ground clearance can be subject to variance of + or - 3%.



Color Choices




GOOGO[®]
ULTRAX

ALSO AVAILABLE IN 3-WHEEL



Color Choice⁶



Jazzy[®]
ZERO TURN

4-WHEEL SCOOTER



Patented, intelligent-turning
iTurn[™]
TECHNOLOGY

Color Choices

INTERCHANGEABLE SHROUDS⁷



GOOGO[®]
ELITE TRAVELLER[®]

ALSO AVAILABLE IN 4-WHEEL



GOOGO[®]
SPORT

ALSO AVAILABLE IN 3-WHEEL



Included Colors



INTERCHANGEABLE SHROUDS¹

GOOGO[®]
LX WITH CTS SUSPENSION


ALSO AVAILABLE IN 3-WHEEL



Included Colors



Optional Colors



INTERCHANGEABLE SHROUDS¹

GOOGO[®]
FOLDING SCOOTER




Color Choice



VICTORY[®] *Twin*



Color Choices



TRAVEL MOBILITY

REVO[™] 2.0

ALSO AVAILABLE IN 3-WHEEL



Color Choices




INTERCHANGEABLE SHROUDS¹

Jazzy[®]
PASSPORT

FOLDING POWER CHAIR



Color Choice



MID-SIZE LUXURY

VICTORY[®] 10
LX WITH CTS SUSPENSION

4-WHEEL SCOOTER



Color Choices




CELEBRITY[®] LR
4-WHEEL SCOOTER



CELEBRITY[®] DX SPORT
4-WHEEL SCOOTER



Color Choices



FULL-SIZE LUXURY

MAXIMA

ALSO AVAILABLE IN 4-WHEEL



Color Choices




PURSUIT

ALSO AVAILABLE IN HD VERSION



Color Choices



FULL-SIZE LUXURY

PURSUIT[®] XL



Color Choices



3-WHEEL SCOOTER

RAPTOR



Color Choice

