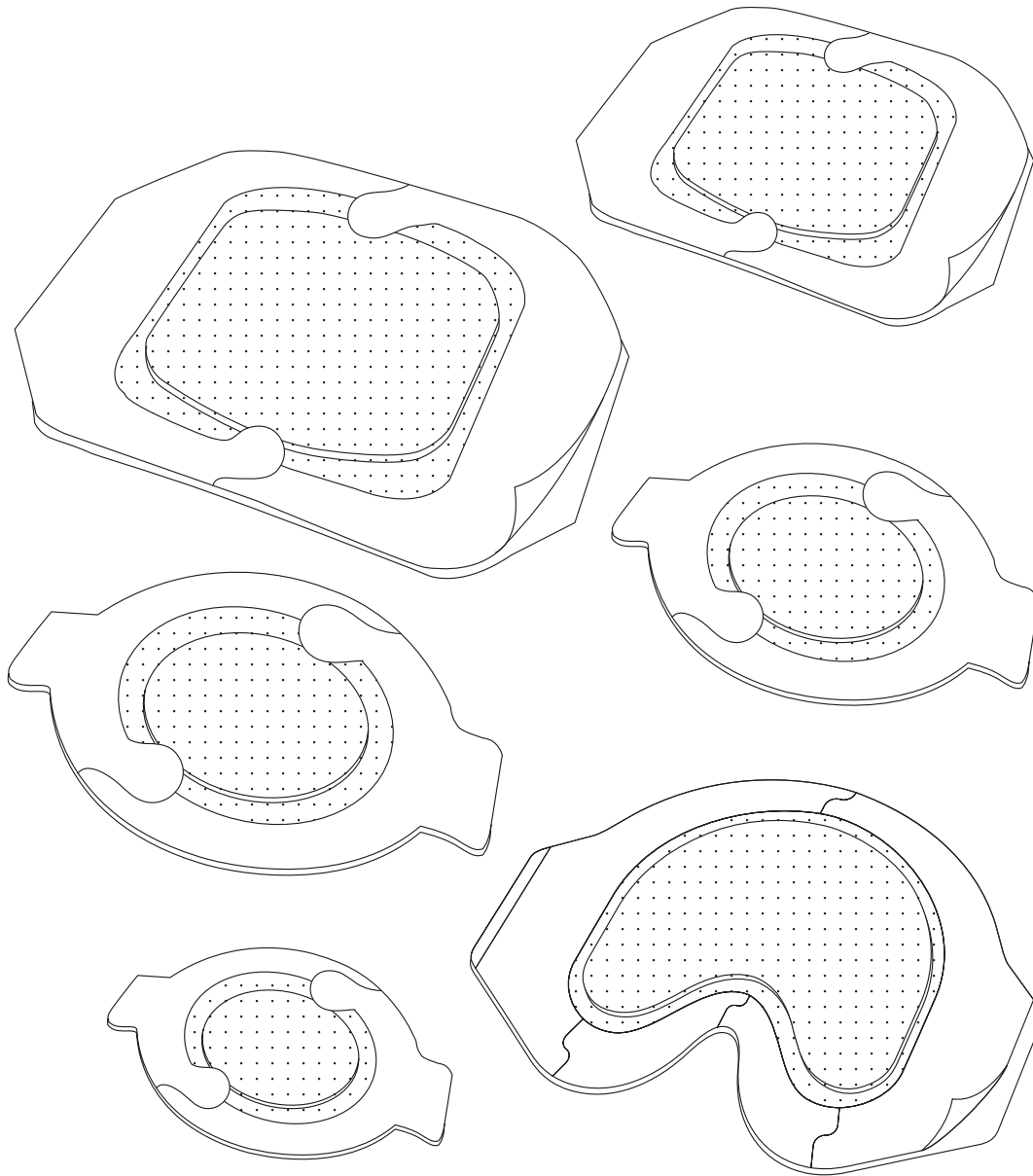


3M™ Tegaderm™ Absorbent Clear Acrylic Dressing

TM



3M™ Tegaderm™ Absorbent Clear Acrylic Dressing







Transparent and Absorbent – Allows wound monitoring without changing the dressing.

Indications for Use

- Tegaderm™ Absorbent Clear Acrylic dressings are ideal for:
- Pressure ulcers
 - Skin tears
 - Abrasions
 - Donor sites
 - Superficial burns
 - Clean, closed approximated surgical wounds and laparoscopic incisions

This dressing can also be used as a secondary (cover) dressing over wound fillers (such as alginate dressings).

Selecting the Correct Size: Dressing should overlap the wound margins by at least 3/8" (1 cm).

Catalog No.	NDC No.	HCPCS Code*	Dressing Pad Size (W x L)	Fits Wounds Up To (W x L)	Overall Dressing Size (W x L)
 90800 Oval	8333-9080-00	A6203	1 1⁄8 in. x 2 1⁄8 in. 3,8 x 5,7 cm	3/4 in. x 1 1⁄8 in. 1,8 x 3,7 cm	3 in. x 3 3⁄8 in. 7,6 x 9,5 cm
 90801 Oval	8333-9080-10	A6203	2 5⁄8 in. x 3 in. 6,0 x 7,6 cm	1 5⁄8 in. x 2 1⁄8 in. 4,0 x 5,6 cm	4 3⁄8 in. x 5 in. 11,1 x 12,7 cm
 90802 Square	8333-9080-20	A6203	3 5⁄8 in. x 4 in. 9,8 x 10,1 cm	3 1⁄8 in. x 3 1⁄8 in. 7,8 x 8,1 cm	5 5⁄8 in. x 6 in. 14,9 x 15,2 cm
 90803 Oval	8333-9080-30	A6203	3 3⁄8 in. x 4 1⁄8 in. 8,5 x 10,7 cm	2 5⁄8 in. x 3 1⁄8 in. 6,5 x 8,7 cm	5 5⁄8 in. x 6 1⁄8 in. 14,2 x 15,8 cm
 90805 Square	8333-9080-50	A6204	5 5⁄8 in. x 6 in. 14,9 x 15,2 cm	5 5⁄8 in. x 5 1⁄8 in. 12,9 x 13,2 cm	7 5⁄8 in. x 8 in. 20,0 x 20,3 cm
NEW  90807 Sacral	8333-9080-70	A6204	4 1⁄8 in. x 5 5⁄8 in. 11,75 x 14,3 cm	3 3⁄8 in. x 4 1⁄8 in. 9,75 x 12,3 cm	6 5⁄8 in. x 7 1⁄8 in. 16,8 x 19 cm

Note: The acrylic pad is not intended to be cut. If needed, the film, border may be trimmed before the paper frame is removed.

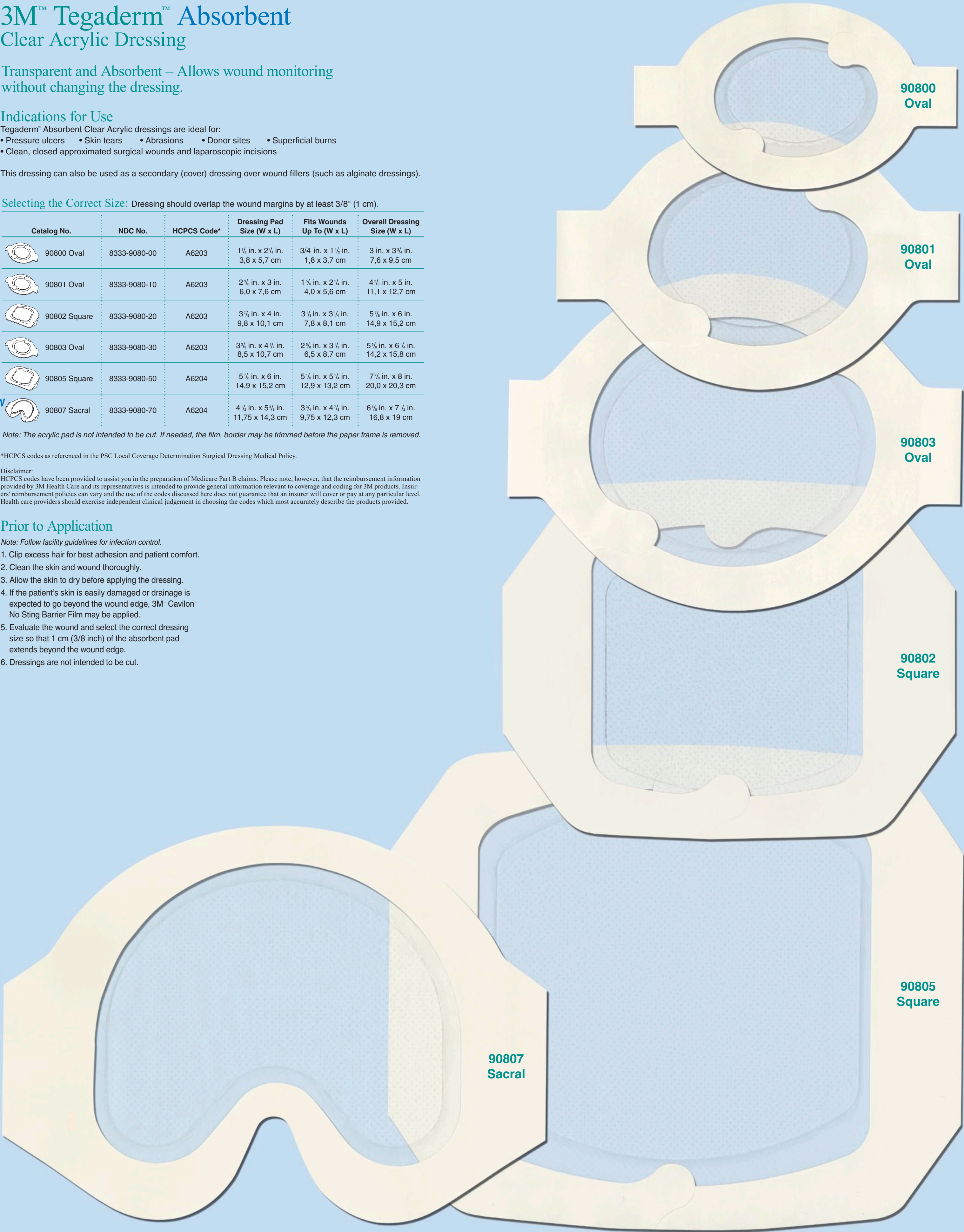
*HCPCS codes as referenced in the PSC Local Coverage Determination Surgical Dressing Medical Policy.

Disclaimer:
HCPCS codes have been provided to assist you in the preparation of Medicare Part B claims. Please note, however, that the reimbursement information provided by 3M Health Care and its representatives is intended to provide general information relevant to coverage and coding for 3M products. Insurers' reimbursement policies can vary and the use of the codes discussed here does not guarantee that an insurer will cover or pay at any particular level. Health care providers should exercise independent clinical judgement in choosing the codes which most accurately describe the products provided.

Prior to Application

Note: Follow facility guidelines for infection control.

1. Clip excess hair for best adhesion and patient comfort.
2. Clean the skin and wound thoroughly.
3. Allow the skin to dry before applying the dressing.
4. If the patient's skin is easily damaged or drainage is expected to go beyond the wound edge, 3M™ Cavilon™ No Sting Barrier Film may be applied.
5. Evaluate the wound and select the correct dressing size so that 1 cm (3/8 inch) of the absorbent pad extends beyond the wound edge.
6. Dressings are not intended to be cut.





For more information, contact your 3M Skin Health representative or call the 3M Health Care Customer Helpline at **1-800-228-3957**. Outside of the United States, contact the local 3M subsidiary.



**Medical Division
3M Health Care**

3M Center, Building 275-4W-02
St. Paul, MN, 55144-1000
USA
1-800-228-3957
www.3M.com/healthcare

**Medical Division
3M Canada**

Post Office Box 5757
London, Ontario N6A 4T1
Canada
1-800-563-2921

3M and Tegaderm
are trademarks of 3M.

Please recycle.
Printed in U.S.A.
© 3M 2006, 2007.
All rights reserved.
70-2009-6369-5 (371) DPI