



SORBAVIEW SHIELD IS A ONE-STEP, CATHETER SECUREMENT SYSTEM THAT COMBINES THE FEATURES AND BENEFITS OF A SORBAVIEW DRESSING WITH SHIELD TECHNOLOGY.

## APPLICATION

Prep well **beyond** entire dressing site according to facility protocol to ensure dressing adherence. **Allow to dry completely** (for at least 30 seconds). Note: If the prep doesn't dry completely, the integrity and security of the dressing may be compromised. A skin protectant may be used according to preference or protocol.

**Allow to dry completely.**

Per hospital protocol, apply BIOPATCH® Protective Disk\* blue and printed side up.

Remove larger liner without touching adhesive. Center the insertion site in large window and align adhesive-free zone over BIOPATCH® (Figure A). Adhere dressing to skin.

Remove remaining liner, allowing catheter hub to land in large or small window. Guide tubing out through notch and overlap the edges to form a seal (Figure B and B1). Exit site edges should be touching or overlapping. From center outward, firmly smooth down entire dressing to ensure all edges are adhered well (Figure B).

Without removing the liner, slip the securement strip **under** tubing and **over** edge of dressing (Figure C). Remove the liner one side at a time and smooth down to adhere.

Record information on label, remove liner and position label on the edge of the dressing.

## REMOVAL

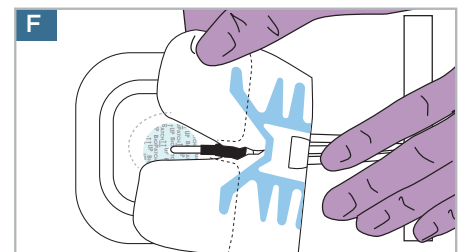
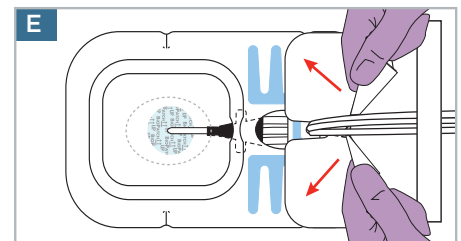
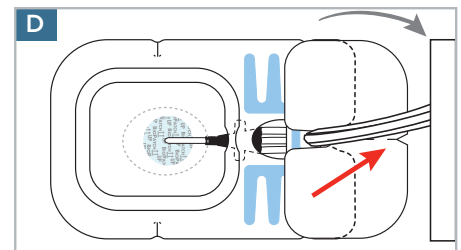
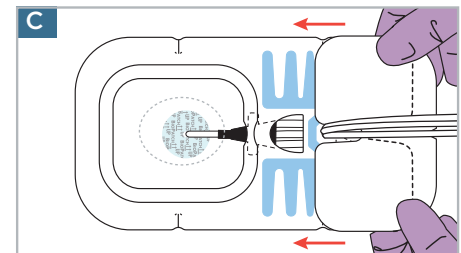
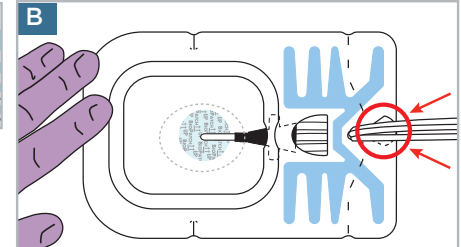
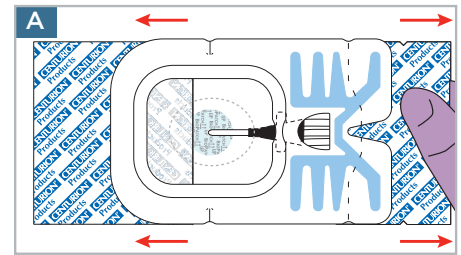
Optional: A tape strip may be used to secure catheter tubing during removal (Figure D).

Locate v-notch on outer edge of securement strip (Figure D) and pull apart in opposite directions to break center perforations. (Figure E).

Holding the catheter in place, gently peel back securement strip and dressing together as one piece. Peel back slowly, keeping dressing close to the skin, following catheter toward insertion site (Figure F).

Optional: Use an alcohol prep pad underneath dressing while peeling back to help deactivate the adhesive.

\*BIOPATCH® is a registered trademark, ETHICON, INC. For more information see manufacturer's instructions for use. SorbaView SHIELD and SHIELD Technology are the proprietary property of Centurion Medical Products. SorbaView SHIELD is only available in sterile individual packs or sterile trays manufactured by Centurion Medical Products.



## CENTURION MEDICAL PRODUCTS

100 CENTURION WAY | P.O. BOX 510 | WILLIAMSTON | MICHIGAN | 48895  
USA | 517.546.5400 | 800.248.4058 | www.centurionmp.com | www.sorbaviewshield.com

IS345aLv4\_SV37-353AFZ\_CVC-PICC-smLgW\_BP 0616-10  
©2010 Centurion Medical Products Corporation