



Designed for Securement & Comfort

3M™ Tegaderm™ I.V. Advanced Securement Dressings are comprehensively designed to deliver exceptional patient care through advanced catheter securement, superior wear time, gentle removal, and excellent moisture management.

- A line of dressings which optimizes all characteristics to provide advanced catheter securement
- A cost-effective securement solution
- Innovative adhesives balance securement and gentle removal
- Waterproof and highly breathable to provide better wear time
- Easy to apply and remove

Helping you deliver exceptional patient care

Every day, we're inspired by all you do. We're committed to helping you with people, products and ideas that simplify and improve the standard of I.V. site care.

That's why we leveraged our customer insights and proven leadership to help you provide the comfort and protection your patients deserve.

Provides secure hold

- Reinforced border, deep notch, and tape strips work together to enlist the entire dressing in securement
- Innovative adhesives hold strongly, manage moisture, and release easily
- Designed to maintain securement by preventing edge lift, flexing with patient movement, and managing moisture

Excellent value

- Can potentially reduce the number of dressing changes and restarts
- May be worn for up to 7 days on a PIV catheter
- Provides up to 7 days of wear time for CVC's**

Easy to apply and remove

- Designed to promote consistent application
- Frame delivery makes placement accurate and easy

Supports infection prevention goals

- A waterproof film coating on all pieces provides a barrier to external contaminants including liquids, bacteria and viruses*
- Allows continuous monitoring

Improves compliance to best practices and protocols

3M™ Tegaderm™ I.V. Advanced Securement Dressings meet the industry definitions of a catheter securement device and support the goals of other professional guidelines and facility protocols for improving patient outcomes.

FDA Classification FDA 21 CFR880.5210: An intravascular catheter securement device is a device with an adhesive backing that is placed over a needle or catheter and is used to keep the hub of the needle or the catheter flat and securely anchored to the skin.

Centers for Disease Control 2011 HICPAC Guidelines for the Prevention of Intravascular Catheter-Related Infections (Category II): Use a sutureless securement device to reduce the risk of infection for intravascular catheters.

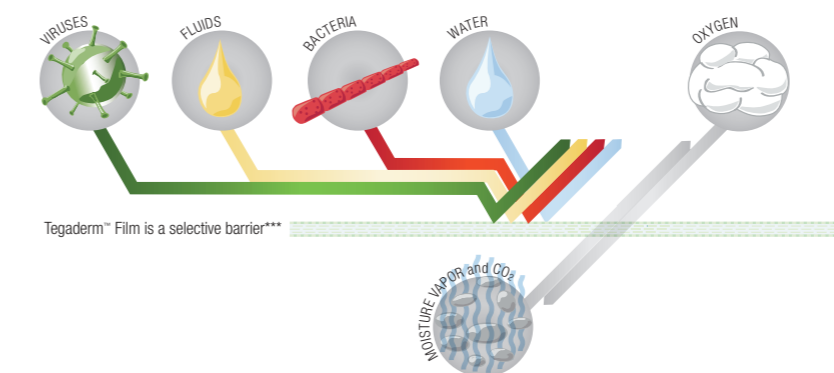
Infusion Nursing Standards of Practice (2011), Standard 36: Vascular Access Device Stabilization (VAD) Practice Criteria A: The use of a catheter stabilization device should be considered the preferred alternative to tape or sutures when feasible.

Both the CDC and the INS recommend the use of transparent film dressings to protect I.V. sites because they allow continuous site observation. Tegaderm™ I.V. Advanced Securement Dressings can be safely worn for up to seven days — until the dressing is soiled or no longer intact — or for the length of facility protocol.

Catheter stabilization devices help secure and preserve the integrity of devices, minimize movement, prevent catheter dislodgement, and help reduce the risk of infection for intravascular catheters.

Supports infection prevention goals

The transparent film allows for effective oxygen-vapor exchange while helping protect against external contaminants, including those most commonly associated with catheter-related bloodstream infections.

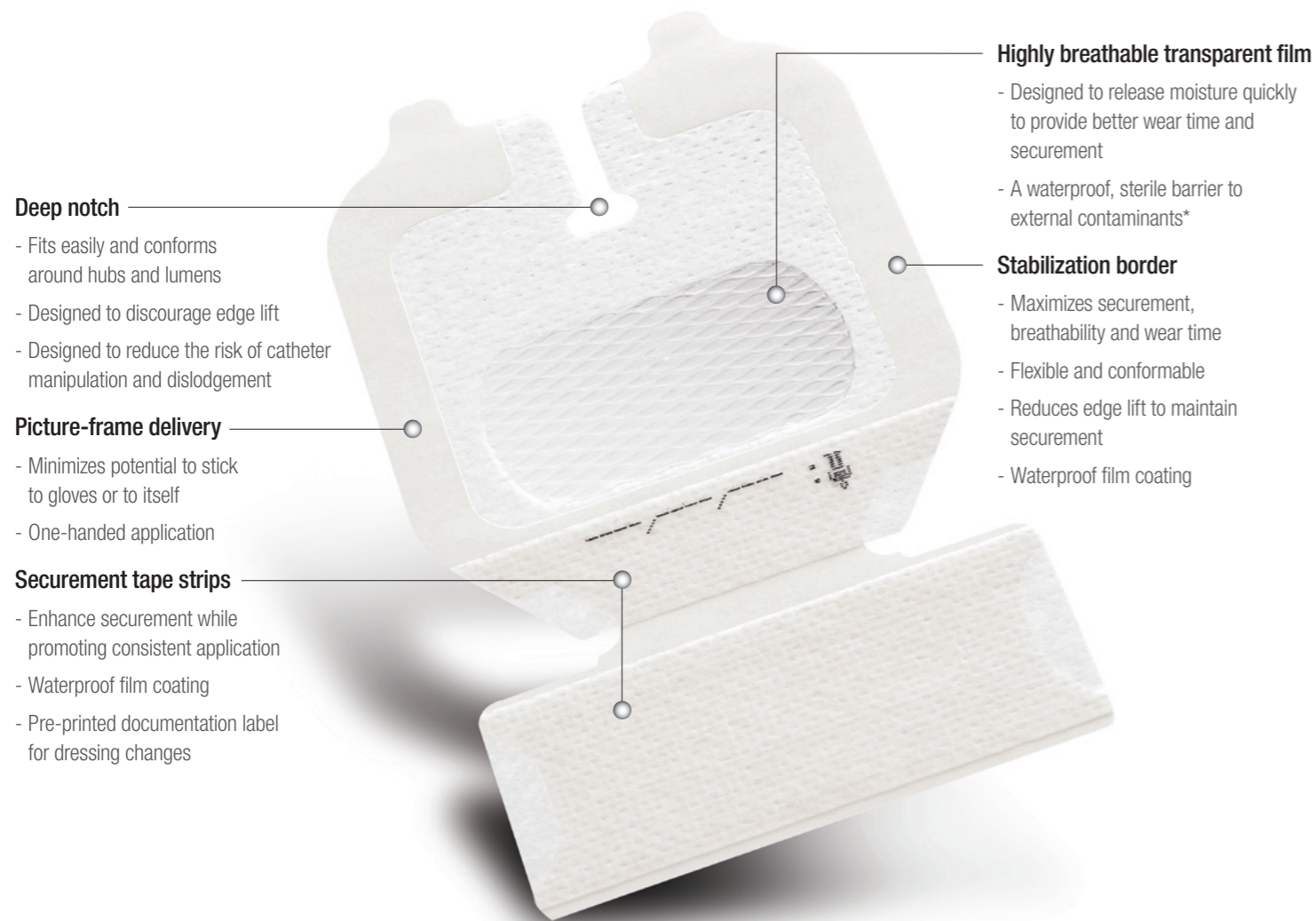


*3M internal data on file.

**O'Grady, N et al. (2011). Guidelines for the Prevention of Intravascular Catheter-Related Infections, 2011. Retrieved from <http://www.cdc.gov/hicpac/BSI/BSFguidelines-2011.htm>. (pp. 32-35)

****In vitro* testing shows that the transparent film of 3M™ Tegaderm™ I.V. Advanced Securement Dressing provides a viral barrier for viruses 27 nm in diameter or larger while the dressing remains intact without leakage.

Provides secure hold and improved comfort



**In vitro* testing shows that the transparent film of 3M™ Tegaderm™ I.V. Advanced Securement Dressing provides a viral barrier for viruses 27 nm in diameter or larger while the dressing remains intact without leakage.

Not made with natural rubber latex.

Patterned Adhesive System




A breathable patterned adhesive system added to the border and tape strips, designed to maximize securement, breathability and wear time.

Conforming Edge Border



A new border technology designed to increase conformability and reduce edge-lift.

Film Over Tape Strips




A waterproof film coating on the large securement tape strip and documentation label.

Dressing Notch



A keyhole-shaped notch, designed to fit easily around and secure catheter hubs and connection tubing. Not included on 1688.

Securement Tape Strip



One large securement tape strip designed to provide consistent application and enhanced stabilization.

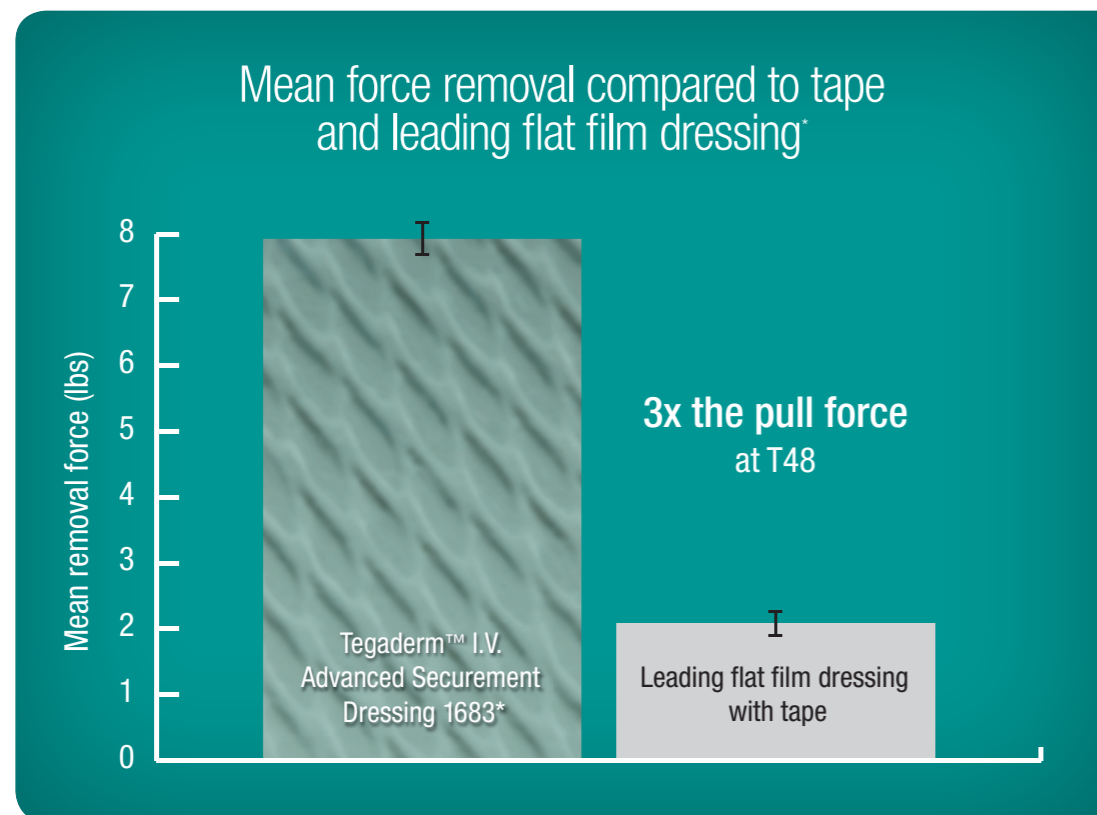


Figure 1: Withstood three times the pull force of the leading flat film dressing after 48 hours of wear.

Out-performs against leading transparent film dressing

When securing a straight PIV catheter, 3M™ Tegaderm™ I.V. Advanced Securement Dressing 1683 plus tape strips withstood three times the pull force after 48 hours of the leading flat film dressing plus tape strip (see Figure 1).*

Innovative adhesives provide excellent hold for the length of your facility's protocol. The patterned adhesive secures and protects the catheter and channels moisture away from the skin to help reduce the risk of maceration. A second, complementary adhesive around the reinforced border further enhances securement.

Can provide significant cost savings

Tegaderm™ I.V. Advanced Securement Dressings can help facilities manage I.V. site care costs by potentially reducing the number of dressing changes and catheter restarts.

The transparent film allows for continuous monitoring of the insertion site. The dressing may be worn for the life of a PIV catheter and provides up to 7 days of wear time for CVC's." A waterproof film coating on all pieces resists soiling and provides a barrier to external contaminants including liquids, bacteria and viruses.""

Over the course of a year, facilities can realize significant savings using Tegaderm™ I.V. Advanced Securement Dressings in place of tape plus transparent film dressing as part of their standard of care.

*3M internal data on file.

**O'Grady, N et al. (2011). Guidelines for the Prevention of Intravascular Catheter-Related Infections, 2011. Retrieved from <http://www.cdc.gov/hicpac/BSI/BSFguidelines-2011.htm>. (pp. 32-35)

****In vitro* testing shows that the transparent film of 3M™ Tegaderm™ I.V. Advanced Securement Dressing provides a viral barrier for viruses 27 nm in diameter or larger while the dressing remains intact without leakage.

Assumptions

- Only peripheral I.V.s were considered for this analysis.
- Inserting a PIV takes an average of 29 minutes.
- Tape plus transparent film dressing savings to 1683 is by reducing restarts.

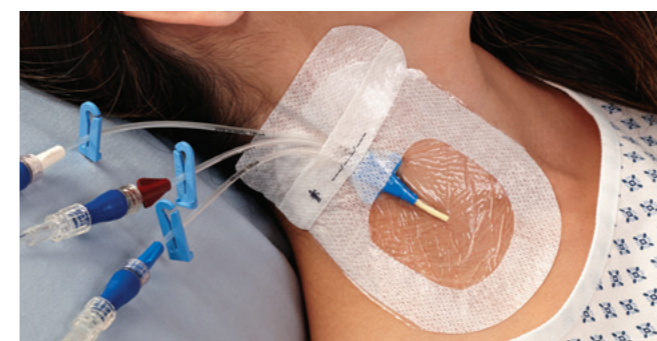
Applications



Arterial – 1683



Peripheral IV – 1683



Jugular – 1685



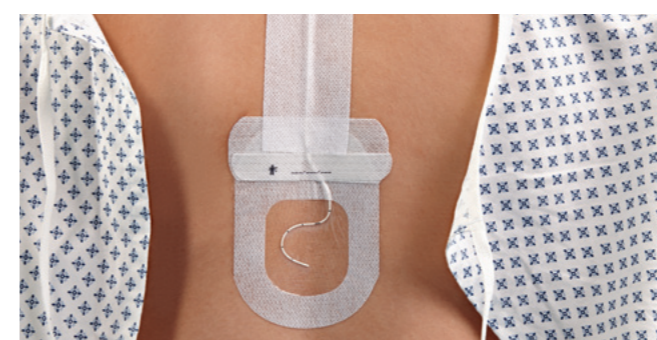
Subclavian – 1685



Femoral – 1685



Port – 1688



Epidural – 1685



PICC – 1689

A Range of Securement Solutions

3M™ Tegaderm™ Chlorhexidine Gluconate (CHG) I.V. Securement Dressings: All-in-one securement and antimicrobial protection to help you provide the best possible care.

3M™ Tegaderm™ I.V. Advanced Securement Dressings: Advanced securement with strong hold and gentle removal to help minimize the pain, anxiety and costs of catheter dislodgement.

3M™ PICC/CVC Securement Device + Tegaderm™ I.V. Advanced Securement Dressings: Designed so you don't have to sacrifice patient comfort to get reliable securement. A single package with an innovative sutureless securement device and a Tegaderm™ I.V. Advanced Securement Dressing.

Find the one that's right for you and your patients at
3M.com/TegadermIV



Ordering Information

PRODUCT CODE	NHRC NO.	OVERALL DRESSING SIZE	SUGGESTED DEVICES	DRESSINGS/ BOX	BOXES/ CASE	HCPCS CODE
1683	8333-1683-01	2½ in. x 2¾ in. (6,5 cm x 7 cm)	PIV	100	4	A6257
1685	8333-1685-01	3½ in. x 4½ in. (8,5 cm x 11,5 cm)	CVC, PICC	50	4	A6257
1688	8333-1688-01	4 in. x 4¾ in. (10 cm x 12 cm)	CVC, PICC	50	4	A6258
1689	8333-1689-01	4 in. x 6⅞ in. (10 cm x 15,5 cm)	CVC, PICC	25	4	A6258

To learn about Tegaderm™ I.V. Advanced Securement Dressing or the full line of Tegaderm™ Brand I.V. Site Dressings, visit us at **www.3M.com/TegadermIVBrochure**, contact your 3M Critical & Chronic Care Solutions representative, or call the 3M Health Care Customer Helpline at **1-800-228-3957**. Outside of the United States, contact the local 3M subsidiary.

3M™ Tegaderm™
Dressings **SIMPLE. DEPENDABLE. TRUSTED.**



Critical & Chronic Care Solutions Division
3M Health Care
2510 Conway Avenue
St. Paul, MN 55144
USA
1 800 228-3957
3M.com/c3sd

Please recycle. Printed in U.S.A.
© 3M 2011, 2014. All rights reserved.
3M and Tegaderm are trademarks of 3M.
Used under license in Canada.
70-2010-8039-0