


## Air-Foam Cushion

Reorder #	Description	Size	Unit
□914251	Air-Foam Cushion	16" x 16" x 2.5"	Each
□914250	Air-Foam Cushion	18" x 16" x 2.5"	Each
□914252	Air-Foam Cushion	20" x 16" x 2.5"	Each
□914247	Air-Foam Cushion w/Coccyx Cutout	16" x 16" x 2.5"	Each
□914248	Air-Foam Cushion w/Coccyx Cutout	18" x 16" x 2.5"	Each
□914249	Air-Foam Cushion w/Coccyx Cutout	20" x 16" x 2.5"	Each



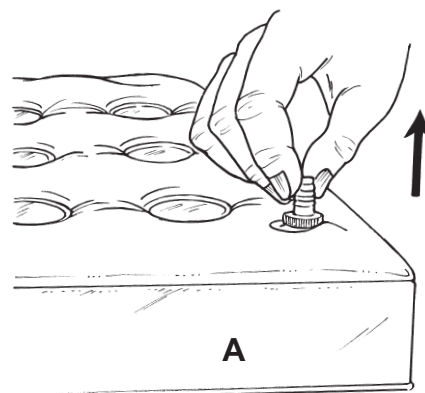
### Purpose

Skil-Care's Air-Foam Cushion features an "air-quilt" surface that can be adjusted to meet the pressure relief/reduction and comfort needs of your patient. The high-density foam base provides stability and prevents "bottoming-out." The Low-Shear II outer cover reduces skin-damaging friction and shear.

### Easy to Use

To inflate:

1. Lift air valve stem (Illustration A)
2. Insert hand pump stem (Illustration B) and inflate to desired level by repeatedly squeezing bulb
3. Close air valve by pressing down on valve stem (Illustration C)



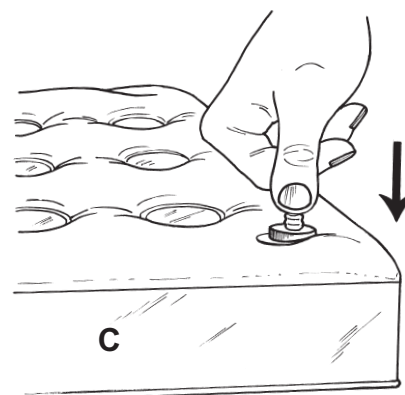
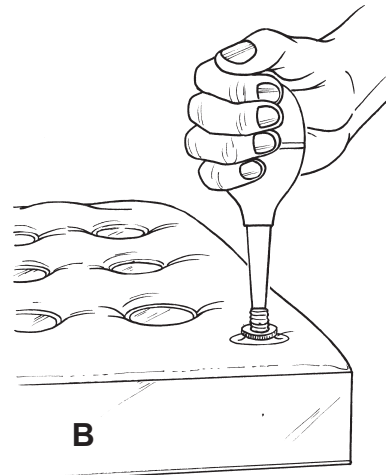
To deflate:

1. Lift air valve stem
2. Press cushion surface to force air
3. Close air valve by pressing down on valve stem

**Important:** The cloth outer cover has a strap that must be secured to the wheelchair to prevent the cushion (and possibly the patient) from slipping off the chair. Always place the cushion on the wheelchair with the valve at the back of the seat.

### Easy Care

The outer Low-Shear cover and vinyl inner cover may be cleaned with a spray-and-wipe cleanser. They can be disinfected with a non-chorine disinfectant. Do not launder the cloth outer cover.



[Click here to view detailed product descriptions and prices.](#)

**Call 800-397-5899 to order today!**