

Inline Water Trap

Technical Bulletin

Description

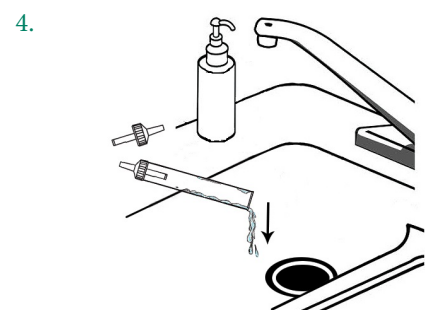

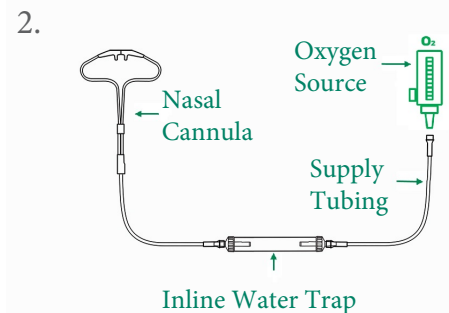
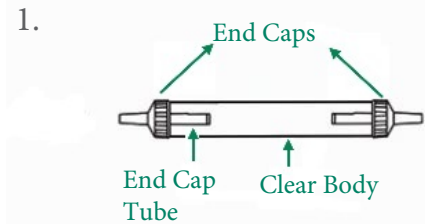
Salter Labs Inline Water Trap is a disposable, single-patient use device. The water trap catches excess moisture that may accumulate in the tubing during oxygen therapy. The device is intended to be used with patients who have a prescription for oxygen therapy in the home, extended care facilities and hospital environments. The clear water traps allows for visual inspection of fluid build-up in the tube, and assessment for the need to clean or replace the water trap.

The Inline Water Trap is available with either a thread grip end cap (#7001) or self-sealing end cap (#7000).

Product Use

1. Wash hands. Open package and remove Inline Water Trap.
2. Connect one end of the water trap to the the supply tubing and the other to the nasal cannula. Note: If unable to connect directly to the nasal cannula, place the water trap as close as possible,
3. Empty the Inline Water Trap at least once a day, or more frequently if water level reaches end cap tubes. The water level should always be kept below the end cap tube openings.
4. To empty the Inline Water Trap, remove one of the end caps and drain water into the sink or container.

(Continued on the next page)



Technical Bulletin (continued)

Swivel Connector with Inline Water Trap

Optional Setup. The addition of a swivel connector can reduce twisting of the tubing. The swivel connector can be attached to either end of the Inline Water Trap. Use the Salter Labs Swivel Connector with a male-female ends, reference number 1225.

Cleaning and Maintenance

1. Once a week, remove water trap from circuit and replace it with a clean Inline Water Trap or a tubing connector.
2. Disassemble the device and wash with warm soapy water. Use a non-scented, lotion-free, mild liquid detergent, for example, Ivory dish-washing liquid.
3. Rinse well and let dry.
4. Before reusing the water trap, visually inspect the device for cracks and scale formation inside the water trap.
5. It is recommended to replace the Inline Water Trap at least once every 3 months, or sooner if the device is damaged, if it is visibly dirty inside, or if the end caps do not maintain a seal.

