

lifetime limited warranty

Your Drive branded product is warrantied to be free of defects in materials and workmanship for the lifetime of the product for the original consumer purchaser.

This device was built to exacting standards and carefully inspected prior to shipment. This Lifetime Limited Warranty is an expression of our confidence in the materials and workmanship of our products and our assurance to the consumer of years of dependable service.

This warranty does not cover device failure due to owner misuse or negligence, or normal wear and tear. The warranty does not extend to non-durable components, such as rubber accessories, casters, and grips, which are subject to normal wear and need periodic replacement.

If you have a question about your Drive device or this warranty, please contact an authorized Drive dealer.



© 2014 Medical Depot, Inc. All rights reserved.
Drive is a trademark of Medical Depot, Inc.
Port Washington N.Y. 11050 USA Made in China

first class chair

item # FC 2000N & FC 4000N



EU Authorized Representative
Drive Medical LTD
Ainley's Industrial Estate
Elland, West Yorkshire,
United Kingdom HX5 9JP

www.drivemedical.com

www.drivemedical.com



first class chair

installation

1. Remove contents from carton.
2. Turn seat upside down and open knobs (A) by turning counter clockwise (figure 1).
3. Slide back support bracket (B) into red seat assembly on the underside of the the seat.
4. Tighten knobs (A) to secure back.




figure 1



Item # FC 2000N

adjustments

Seat Depth

Loosen knobs (A), pull/push back to the desired position and tighten knobs to secure in place.

Seat Height

Loosen knobs (C) on each leg, pull/push inner leg to desired position and tighten knobs to secure in place. A 15° anterior or posterior tilt can be achieved by setting front and back legs at different heights. (figure 2)

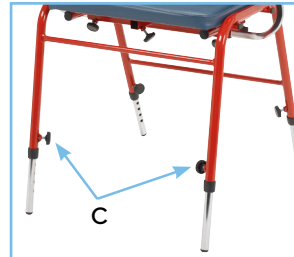


figure 2



figure 3

Armrest Height

Loosen bolts (D) and adjust height as appropriate and tighten bolts (D). (figure 3) Armrests can be flipped up. (figure 4)

Lap Belt

Adjust belt length through buckles.




figure 4

accessories (sold separately)

Description	Item #
Tray	FC 2024 & FC 4024
Footrest	FC 2028 & FC 4018
Headrest	FC 8000N
Hip Guides	FC 8027N
Mobility Base	FC 2029N & FC 4029N
Leg Extensions	FC 8050N
Anti Tipper	FC 2030N & FC 4030N
Support Kit	FC 8025N & FC 8025LN