

3M™ Tegaderm™ Non-Adherent Contact Layer

Tegaderm™ Non-Adherent Contact Layer

Layer of Protection & Comfort

Protects the wound bed while reducing
pain of dressing changes.


- Minimizes disruption of granulating tissue
- Lessens patient pain during dressing changes and removal
- Maintains an optimal moist wound environment for healing
- Indicated for both partial and full thickness wounds
- Easily cut to size



3M

3M™ Tegaderm™ Non-Adherent Contact Layer

Provides a unique concept in wound management, rapidly transferring wound exudate into an absorbent secondary dressing. Clinical studies show Tegaderm™ Contact Layer can be left on the wound for up to seven days.



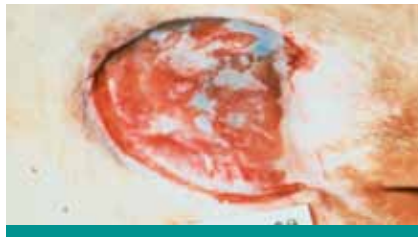
3M™ Tegaderm™ Contact Layer magnified 40x.

The many applications for Tegaderm™ Contact Layer include:

Chronic Wounds



Vascular ulcers



Pressure ulcers



Cancerous lesions

Donor Sites, Second Degree Burns and Graft Fixation



Donor sites



Graft fixation

Surgical Wounds



Incisions

Traumatic Wounds



Abrasions

Application and Removal

Application Instructions



Step 1

Position Tegaderm™ Contact Layer over wound.



Step 2

If absorbent filler is needed, fill with 3M™ Tegaderm™ High Integrity Alginate Dressing or other suitable dressing. If moisture is needed for drier wounds, use 3M™ Tegaderm™ Hydrogel Wound Filler.



Step 3

Dress wound with appropriate secondary dressing such as 3M™ Tegaderm™ Foam Dressing (nonadhesive), a 3M™ Tegaderm™ Transparent Film Dressing, gauze or other suitable dressing. Secure secondary dressing as appropriate.



Step 4

Tegaderm™ Contact Layer may be applied under 3M™ Coban™ 2 Layer Compression System or 3M™ Coban™ Self-Adherent Wrap.

Removal Instructions






Step 1

Remove Tegaderm™ Contact Layer by gently lifting. If wound surface appears dry, first moisten material with sterile saline.

3M™ Tegaderm™ Non-Adherent Contact Layer

Ordering Information:

| | Catalog No. NDC No. | Product Size | Dressings/ Box | Boxes/ Case | HCPCS Code* |
|---|---------------------------------|-------------------------------|-------------------|----------------|----------------|
| 3M™ Tegaderm™ Non-Adherent Contact Layer | | | | | |
|  | 5642 NDC 8333-5642-01 | 3 in x 4 in 7,5 cm x 10 cm | 10 | 4 | A6206 |
|  | 5643 NDC 8333-5643-01 | 3 in x 8 in 7,5 cm x 20 cm | 10 | 4 | A6207 |
|  | 5644 NDC 8333-5644-01 | 8 in x 10 in 20 cm x 25 cm | 5 | 4 | A6208 |

* HCPCS codes as referenced in the Local Coverage Determination Surgical Dressing Policy.

Disclaimer:

HCPCS codes have been provided to assist you in the preparation of Medicare Part B claims. Please note, however, that the reimbursement information provided by 3M Health Care and its representatives is intended to provide general information relevant to coverage and coding for 3M products. Insurers' reimbursement policies can vary and the use of the codes discussed here does not guarantee that an insurer will cover or pay at any particular level. Health care providers should exercise independent clinical judgment in choosing the codes which most accurately describe the products provided.

3M™ Tegaderm™ SIMPLE. DEPENDABLE. TRUSTED.
Dressings

For more information visit our website at www.3M.com/tegaderm, contact your 3M Skin & Wound Care representative, or call the 3M Health Care Customer Helpline at **1-800-228-3957**.

These products can be ordered from your local distributor. Outside the United States contact the local 3M subsidiary.



Skin & Wound Care Division
3M Health Care
3M Center, Building 275-4W-02
St. Paul, MN 55144-1000
USA
1-800-228-3957
www.3M.com/healthcare

3M Canada
P.O. Box 5757
London, Ontario N6A 4T1
Canada
1-800-364-3577
www.3M.com/ca/healthcare

3M, Coban and Tegaderm are
trademarks of 3M.
Please recycle.
Printed in U.S.A.
© 3M 2006, 2010. All rights reserved.
70-2008-4840-9 (Bolger)