

Posey Transfer and Walking Belts

Posey Transfer and Walking Belts offer caregivers added support with multiple easy to grasp hand loops. The belt is made of machine washable black nylon webbing with green nylon hand loops. Belts are available with nickel-plated or quick-release buckle closures.



Ref #	Fits Waists	No. Of Handles	Buckle	Rear Support Band
REF 6537DX	30" to 66" (76 cm to 168 cm)	7	Metal	6" (15 cm) wide
REF 6537QDX	30" to 66" (76 cm to 168 cm)	7	Quick-Release	6" (15 cm) wide
REF 6537	28" to 52" (71 cm to 132 cm)	6	Metal	4" (10 cm) wide
REF 6537Q	28" to 52" (71 cm to 132 cm)	6	Quick-Release	4" (10 cm) wide

Application Instructions for Metal and Quick-Release Buckle:

Follow standard instructions on previous pages for proper application of metal and quick-release buckles.

Washing Instructions for Posey Cotton and/or Polyester Transfer and Gait Belts:

For maintaining bright colors in **non-contaminated Belts:**

For all **contaminated** Gait/Transfer Belts:

100°F / 38°C
WASH
LUNEWARM

160°F / 71°C
WASH HOT
25 MIN.

BLEACH AS DIRECTED ON CONTAINER

BLEACH AS DIRECTED ON CONTAINER

DRY ON LOW

DRY ON LOW

NOTE: Fasten all buckles to minimize damage during wash and dry cycles. Close hook and loop fasteners before washing to prevent lint build-up. Use stiff metal brush to clean "hook" material after washing. Test hook and loop adhesion before use, and discard belt if hook and loop does not hold securely. During the washing process, metal buckles could bend and quick-release buckles could crack or break. **DO NOT** put buckles through extractors. ALWAYS ensure that all buckles are in good working order and are not cracked or broken before each use. Customers could expect up to 5% shrinkage in cotton materials over the life of the product.

Disposal

WARNING Properly dispose of the product per facility's policy for BIOHAZARDOUS materials.

Storage and Handling

This device is designed for use in normal indoor environments. This device may be stored in ambient warehouse temperatures at normal humidity levels. Avoid excess moisture or high humidity that may damage product materials.

Other Posey Gait Belts

Improve Your Walk-in Business with Posey Retail Packaged Gait Belts.

Most Posey Gait Belts are available in display retail packaging at a slightly higher price. Call Customer Service at 1.800.447.6739 for ordering information.

- Attractive see-through packaging.
- Easily hangs from peg hooks or can be placed on a shelf.
- Increased product display visibility.
- Clamshell package easily opens and reseals for product examination.
- Available in a wide assortment of Posey Gait Belts.



Posey Premium EZ Clean Gait Belts

Laminated webbing wipes clean to help address facility cross-contamination concerns. Spring loaded, self-locking buckle is easy to apply and molded from rugged polyethylene. 2" (5 cm) wide webbing. Available in standard and bariatric lengths and in five colors.



Webbing Color	Fits Waists Up To	
	58" L (147 cm)	70" L (178 cm)
Pink	6546P	6546PL
Black	6546	6546L
Blue	6546B	6546BL
Orange	6546O	6546OL
Yellow	6546Y	6546YL

Posey Add-On Gait Belt Handles

Upgrade standard Gait Belts with a vertical hand grip for better support when assisting patients. Fits all 2" wide Gait Belts and the ergonomically contoured soft touch, polymer handles provide a firmer handhold. Weight capacity of 300 lbs. (136 kgs.) per handle.



Ref. #	Description	Qty.
REF 6558	Posey Handles	1 pr.



Gait and Transfer Belts

Posey Gait and Transfer Belts

Indications: Patients/Residents requiring ambulation and/or transfer assistance.

Posey Gait Belts provide caregivers with a secure hold point while assisting patients during supervised walking and transfers. When used correctly, they may also help to prevent back injuries to the caregiver. When not in use, the gait belt can be worn by the caregiver to ensure immediate availability when needed.



Available Styles	BUCKLE TYPE/CLOSURE				REORDER NUMBER		
	NICKEL-PLATED	QUICK-RELEASE	AIRLINE	SPRING	HOOK AND LOOP	STANDARD (See Note)	EXTRA LONG 70" (178 cm)
White Cotton	●					<input type="checkbox"/> 6524	<input type="checkbox"/> 6524L
Coral Reef	●					<input type="checkbox"/> 6525	<input type="checkbox"/> 6525L
Confetti	●					<input type="checkbox"/> 65251	<input type="checkbox"/> 65251L
Lavender	●					<input type="checkbox"/> 65252	<input type="checkbox"/> 65252L
Fiesta	●					<input type="checkbox"/> 6527L	<input type="checkbox"/> 6527L
Navy Blue	●					<input type="checkbox"/> 6528	<input type="checkbox"/> 6528L
Southwest Embroidered	●					<input type="checkbox"/> 6529L	<input type="checkbox"/> 6529L
Bouquet • Heavy Duty Webbing	●					<input type="checkbox"/> 6530	<input type="checkbox"/> 6530L
Bouquet	●					<input type="checkbox"/> 6531	<input type="checkbox"/> 6531L
E-Z Clean Black 60" (152 cm)			●			<input type="checkbox"/> 6545	N/A
E-Z Clean Heavy Duty Black 60" (152 cm)			●			<input type="checkbox"/> 6546L	<input type="checkbox"/> 6546L
E-Z Clean Heavy Duty Blue 60" (152 cm)			●			<input type="checkbox"/> 6546B	<input type="checkbox"/> 6546BL
E-Z Clean Heavy Duty Pink 60" (152 cm)			●			<input type="checkbox"/> 6546P	<input type="checkbox"/> 6546PL
E-Z Clean Heavy Duty Orange 60" (152 cm)			●			<input type="checkbox"/> 6546O	<input type="checkbox"/> 6546OL
E-Z Clean Heavy Duty Yellow 60" (152 cm)			●			<input type="checkbox"/> 6546Y	<input type="checkbox"/> 6546YL
White		●				<input type="checkbox"/> 6524Q	<input type="checkbox"/> 6524QL
Navy		●				<input type="checkbox"/> 6528Q	<input type="checkbox"/> 6528QL
Bouquet		●				<input type="checkbox"/> 6531Q	<input type="checkbox"/> 6531QL
E-Zee Navy 62" (157 cm)				●		<input type="checkbox"/> 6528V	N/A
E-Zee White 62" (157 cm)				●		<input type="checkbox"/> 6524V	N/A
Stars and Stripes - Ribbon						<input type="checkbox"/> 6549L	<input type="checkbox"/> 6549L
Seasonal Spring - Tulips						<input type="checkbox"/> 6555SP	<input type="checkbox"/> 6555LSP
Seasonal Summer - Beach						<input type="checkbox"/> 6555S	<input type="checkbox"/> 6555LS
Seasonal Autumn - Leaves						<input type="checkbox"/> 6555F	<input type="checkbox"/> 6555LF
Seasonal Winter - Snowmen						<input type="checkbox"/> 6555W	<input type="checkbox"/> 6555LW

NOTE: Standard length is 54" (137 cm) unless otherwise noted. Colors and patterns on belts subject to change without notice.

Inservice Video Available!

The Proper Use of Posey Gait and Transfer Belts (Cat. 8508) is a 15 minute video that demonstrates the proper application of Posey Transfer and Walking Belts. It reviews nine basic rules for successful transfers and three common transfer procedures.



NOTE: THESE PRODUCTS ARE NOT INTENDED TO BE USED AS A RESTRAINT!

The Posey Company recommends the user of this product check and follow its facility's written procedures for approved assisted walking, lifting, and/or transfer procedures.

Posey Company • 5635 Peck Road, Arcadia, CA 91006-0020 USA • www.posey.com
Phone: 1.800.447.6739 or 1.626.443.3143 • Fax: 1.800.767.3933 or 1.626.443.5014

© 2010 Posey Company. All rights reserved.

M1358 REV B 100110

Contraindications include, but are not limited to:

Patients with ostomy, colostomy, G-tubes, Hernias, severe Cardio Obstructive Pulmonary Disease (COPD), as well as those with post-surgery incisions, or fitted with monitoring equipment; tubes or lines that might be compromised by the pressure or the rubbing against a Gait Belt. NEVER apply a Gait Belt if there is any compromise of safety or indication of inappropriateness to the patient or caregiver.

Monitoring

WARNING Be sure to follow your facility's policies and guidelines for frequency of patient monitoring. Check for skin integrity, proper circulation and range of motion and rehabilitation. ALWAYS test to make sure the belt is applied securely and will not loosen or give when transferring patient.

Inspection

WARNING Inspect before each use: check for broken stitches or parts; torn, cut or frayed material; or buckles that are cracked or broken and do not hold securely. DO NOT use soiled or damaged products.

Application Instructions for Metal Buckle:

1. With the Posey label facing outside, wrap the belt around the patient's waist; pass the metal tip of the belt through the buckle and over the teeth of the buckle (Fig. 1).
2. Bring the tip of the belt across the front of the buckle and slip it through the other side (Fig. 2). Adjust it so it is snug, but not uncomfortable for the patient. You should be able to slip your open hand (flat) between the belt and the patient.
3. The strap should lay flat across the buckle. Tuck excess under the belt (Fig. 3). ALWAYS verify proper closure before use.
4. ALWAYS grasp the transfer belt from underneath (Fig. 4). Assist patient using your facility's approved procedures.



Fig. 1



Fig. 2



Fig. 3



Fig. 4

Application Instructions for Quick-Release Buckle:



1. Release the quick-release buckle by pushing inward on the quick-release buttons.
2. Fit the belt to the patient's waist size
3. Once adjusted, wrap the belt around the patient and snap the buckle shut.
4. Make sure you can slide your open hand (flat) between the belt and the patient.
5. Turn the buckle around to the patient's back (tuck excess strap under belt).



WARNING The quick-release buckle should be positioned so that the patient can not release the buckle during transfer. Release of the buckle during transfer may result in injury. ALWAYS verify the buckle is not broken or cracked and holds securely before transferring the patient.

WARNING NEVER use a Posey product as a seat belt in a moving vehicle.

Posey products are not designed to withstand the force of a crash.





Application Instructions for the Posey E-Zee closure:



1. With the Posey label facing away from the patient, wrap the belt around the patient's waist and pass the end through the first metal ring on the belt.
2. For waists up to 42" (107 cm), pass the tip through the second metal ring also. For waists 43" to 54" (109 cm to 137 cm), use only the first metal ring.
3. After passing the belt through the appropriate metal ring(s), fold it over itself and back in the opposite direction.
4. Secure the hook and loop closure by pressing both sides together firmly.
5. ALWAYS verify proper closure before use. Adjust the belt so it is snug, but not uncomfortable for the patient. You should be able to slide your open hand (flat) between the belt and the patient.

Posey Ergonomic Walking Belt

This white cotton belt is 5" (13 cm) wide and has three hand loops, one at each side and one horizontal loop in the back. The side handles are reinforced with plastic for a more secure grip. Attaches quickly with plastic quick-release buckles. Adjustable strap in back for improved fit. Machine washable.

-  **6534S** Small
-  **6534M** Medium
-  **6534L** Large
-  **6534XL** X-Large



FRONT

SIZING CHART

S: 26"-34" (66 cm to 86 cm) **L:** 36"-45" (91 cm to 114 cm)
M: 33"-38" (84 cm to 97 cm) **XL:** 44"-52" (112 cm to 132 cm)

Application Instructions:



BACK

1. Center the belt around the patient's waist with the quick-release buckles in the center front and the rear adjustment strap at the top of the belt.
2. Adjust the belt to fit so it is snug, but not uncomfortable for the patient, and close it with the hook and loop fastener. You should be able to slide your open hand (flat) between the belt and the patient.
3. Secure the quick-release buckles and tighten the straps so that they lie flat.
4. Tighten the cotton strap in the rear of the belt until it fits snugly in the waist area. Make sure the strap and buckle lie flat against the belt.