

# A Moisture Responsive Catheter Dressing

IV3000<sup>®</sup> is a dedicated range of IV dressings designed to meet the demands of modern IV site care. The moisture-responsive technology<sup>11</sup> of IV3000 reacts in the presence of moisture or water by removing it from underneath the dressing, maintaining optimum conditions for the IV incision site which may reduce bacterial growth<sup>1-4</sup>, and in turn, help the dressing stay in place.

## Advantages



### Reduces risk of infection:

- Reduces bacteria growth by preventing moisture accumulation underneath the dressing due a high moisture vapour transmission rate (MVTR)<sup>1-4</sup>
- Acts as a bacterial and viral barrier<sup>5,6,7</sup>
- Low incidence of device related septicemia<sup>3</sup>



### Greater Patient comfort<sup>8</sup>

- Reduces pain on removal<sup>9</sup>
- Acts as a waterproof film allowing patients to shower with the dressing on<sup>10-12</sup>



### Maintains Skin integrity

- Low allergy adhesive<sup>3,4,9,13</sup>
- Prevents skin maceration<sup>1-2,11</sup>
- Non-irritating and non-sensitizing<sup>13</sup>








### IV3000 supports good IV clinical practice

- Provides excellent catheter stability minimising unscheduled dressing changes<sup>16</sup>, but is easy to remove<sup>3,9,14-15</sup> due to grid adhesive spread.<sup>9</sup>
- Can be applied aseptically<sup>9</sup>
- IV3000 can stay in place for up to 7 days<sup>10,17-18</sup>
- Allows continual monitoring of the catheter insertion site.



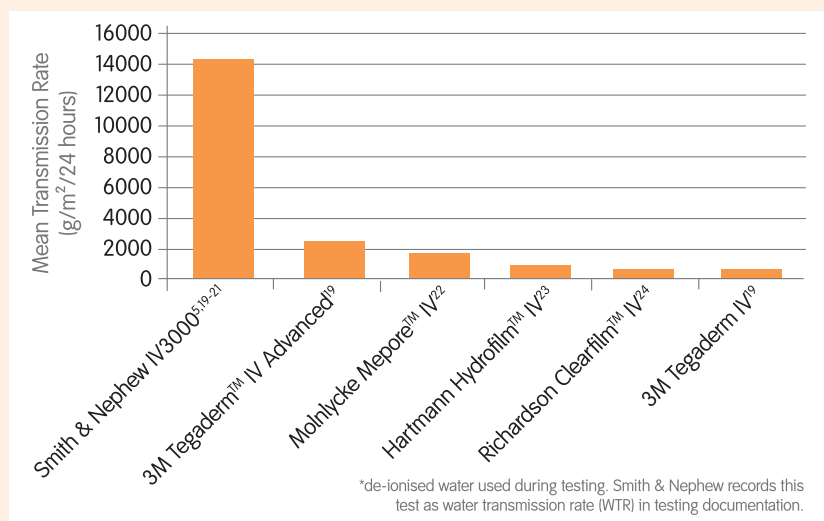
## Ordering Codes

Ported dressings			
Dressing			
Size	5cm x 6cm	7cm x 9cm	9cm x 12cm (oval)
S&N Code	66004011	4006	66004009
NHS Code	ELW011	ELW046	ELW112
Carton	100	100	50

Non-ported dressings		
Dressing		
Size	6cm x 7cm	10cm x 12cm
S&N Code	4007	4008
NHS Code	ELW032	ELW054
Carton	100	50

## Moisture vapour transmission rate (MVTR)\*

- when in contact with fluid (*in-vitro*)



IV3000 offers an average moisture vapour transmission rate when in contact with fluid over five times that of the nearest competitor. The high MVTR of IV3000 is designed to keep moisture levels under the dressing to a minimum<sup>5,19-21</sup>

## Supporting healthcare professionals for over 150 years

Smith & Nephew  
Croxley Park  
Building 5, Lakeside  
Hatters Lane, Watford  
Hertfordshire WD18 8YE  
T +44 (0) 1923 477100  
F +44 (0) 1923 477101

[www.smith-nephew.com/uk](http://www.smith-nephew.com/uk)  
\*Trademark of Smith & Nephew  
All Trademarks acknowledged  
©October 2017 Smith & Nephew  
08767

**References** 1. M. Richardson, An in vivo assessment of the microbial proliferation beneath transparent film dressing. D. G. Maki, Ed., Improving catheter site care. Royal Society of Medicine Services International Congress and Symposium Series No.179. Royal Society of Medicine Services Limited, 1991, pp. 29-33. 2. B. Joyeux, OPSITE<sup>®</sup> IV3000 versus Tegaderm<sup>™</sup> on peripheral venous catheters, D. G. Maki, Ed., Improving catheter site care. Royal Society of Medicine Services International Congress and Symposium Series No.179. Royal Society of Medicine Services Limited, 1991, pp. 53-55. 3. D. G. M. Maki, S. S. M. Stolz, S. B. Wheeler and L. A. D. S. Memel, "A prospective, randomized trial of gauze and two polyurethane dressings for site care of pulmonary artery catheters: Implications for catheter management," Critical Care Medicine, vol. 22, no. 11, pp. 1729-1737, 1994. 4. D. G. Maki, "Preliminary Analysis of Data from the Triple-Lumen Central Venous Catheter Study," 1992. 5. Smith & Nephew, "Data On File Report 0505005. In-vitro," 2005. 6. Smith & Nephew, "Bacteria barrier testing of IV3000 Report WRP-TW042-281," 2003. 7. Smith & Nephew, Bacterial Viral Barrier Claim For IV3000 Transparent Dressing Family. Statement Reference 200409902-01, 2004. 8. S. Wheeler, S. Stolz and D. Maki, "A prospective, randomized, three-way clinical comparison of a novel, highly permeable, polyurethane dressing with 206 Swan-Ganz pulmonary artery catheters: OPSITE IV3000 vs Tegaderm vs gauze and tape," pp. 67-72, 1991. 9. J. Willie, B. Van Oud Alblas and E. Thewissen, "A comparison of two transparent film-type dressing in central venous therapy," Journal of Hospital Infection, vol. 23, pp. 113-121, 1993. 10. M. Besley, OPSITE IV3000: potential for improved quality of life for haemodialysis patients with permanent central venous catheters, D. G. Maki, Ed., Improving catheter site care. Royal Society of Medicine Services International Congress and Symposium Series No. 179. Royal Society of Medicine Services Limited, 1991, pp. 57-59. 11. L. Tompkins, "Data on File Report DS/07/224/R1a. IV3000 I-Hand Physical Properties," 2008. 12. "Preventing Hospital-Acquired Infection- Clinical Guidelines Public Health Laboratory Service," 1997. 13. G. Walton, "Safety Statement," 2011. 14. A. Wallace and B. Davy, "Report Ref. L75A/23. To evaluate the skin response to, and tape performance of, single and repeat applications of high MVP dressings in human volunteers," 1985. 15. D. Maki and M. Ringer, "Evaluation of Dressing Regimens for Prevention of Infection With Peripheral Intravenous Catheters," JAMA, vol. 258, no. 17, pp. 2395-2403, 6 Nov 1987. 16. M. Neufeld, A Randomized Control Trial of the effectiveness of Opsite Wound versus IV3000 in maintaining and Occlusive Central Line Dressing, McMaster University Canada, 1991. 17. D. R. R. Keenlyside, "Avoiding an unnecessary outcome. A comparative trial between IV3000 and a conventional film dressing to assess rates of catheter-related sepsis," Professional Nurse, pp. 288-291, February 1993. 18. C. Latta and C. Grant, "IV3000 dressing on Permacath exit sites," 1996. 19. Tegaderm v IV3000 test report August 2015- DS.15.168.R3 Physical testing of Tegaderm film products. (*in-vitro*) 20. Smith & Nephew Wound Management Data On File Report - DS/09/083/R1 July 2009. (*in-vitro*) 21. DS.11.027.R1 Tegaderm IV Advanced MVP and WTR. (*in-vitro*) 22. DS.07.224.R4a Mepore IV. (*in-vitro*) 23. DS.07.224.R5a Hydrofilm (*in-vitro*) 24. DS.15.241.R Physical testing of Clear Film IV. (*in-vitro*)