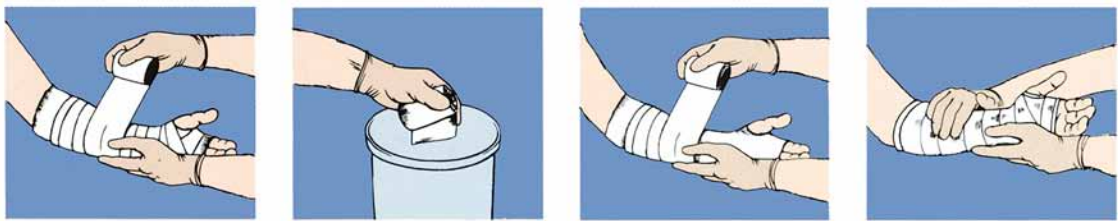
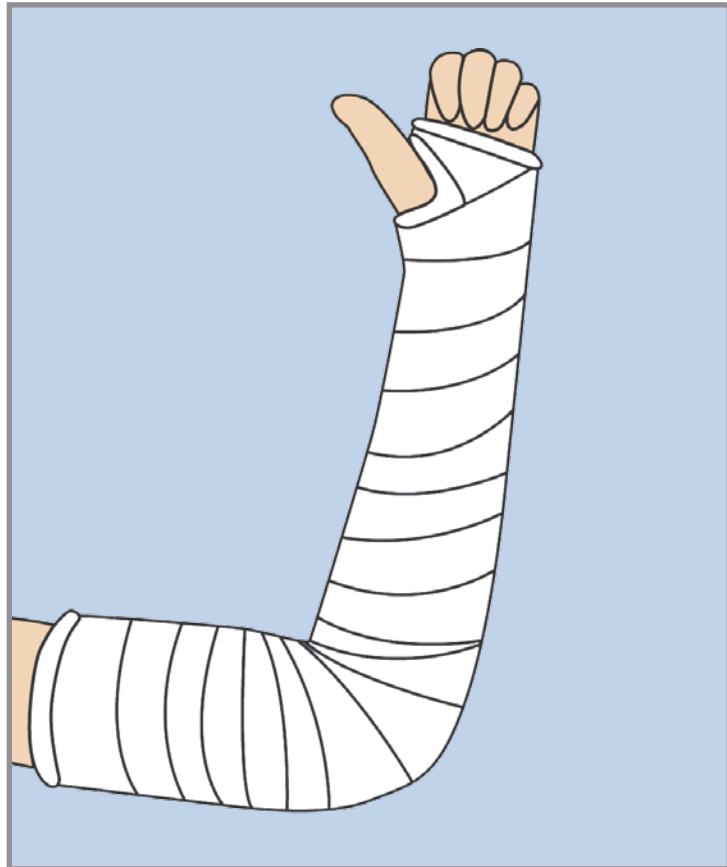
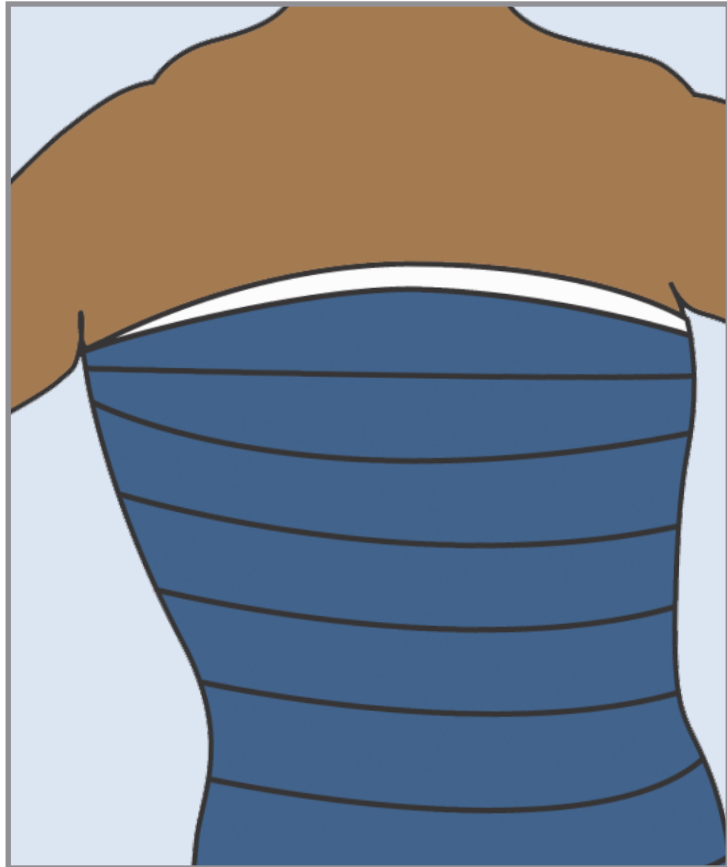

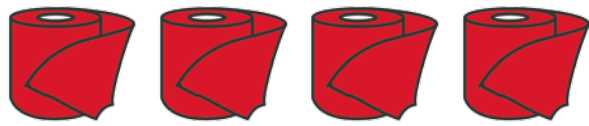
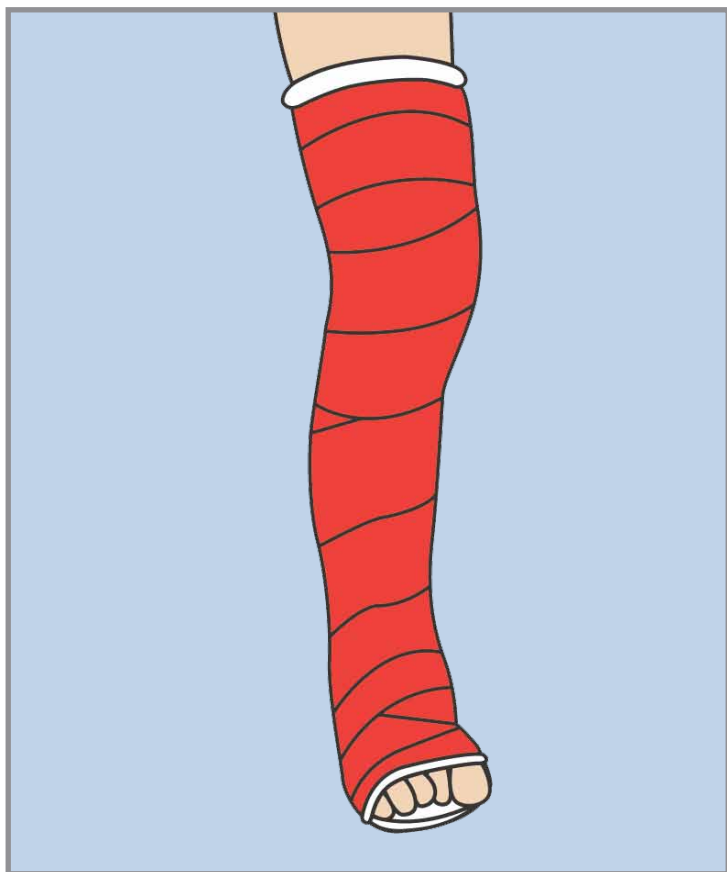
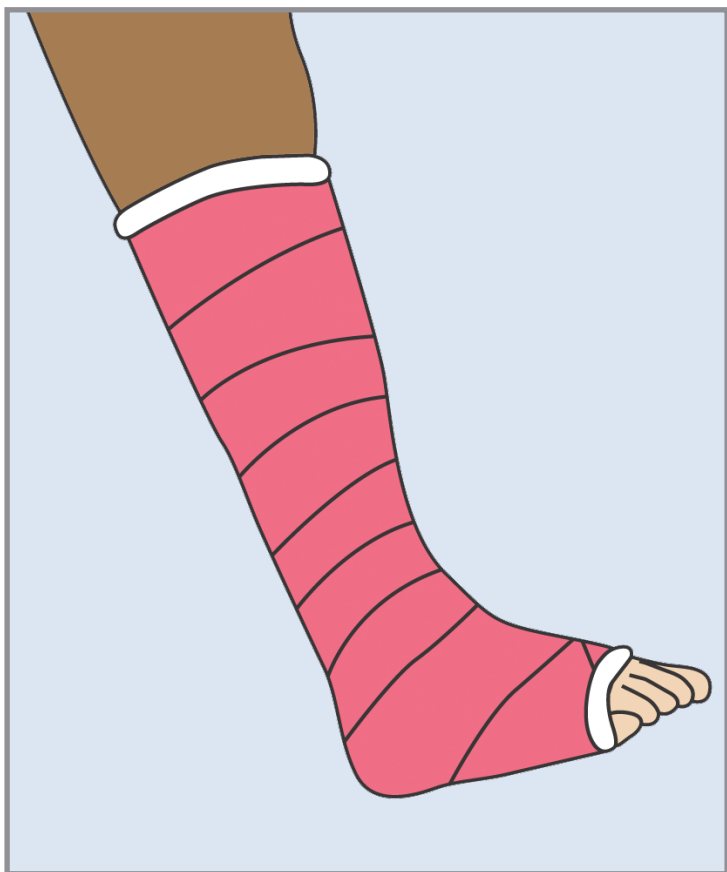


# McKesson Casting Products



**Application Instructions**

- 1. Apply stockinette and cast padding.
- 2. Remove roll from foil pouch while wearing standard examination gloves. Working time is controlled by amount of water.
- 3. Apply in spiral motion, over-lapping by half to two-thirds on each turn.
- 4. Mold to aid lamination, comfort and cast strength. Cast is weight bearing in 20 minutes.
  - *Maximum working time:* Apply dry and then wet gloves for smoothing and molding.
  - *Shortest working time:* Dip and squeeze in room temperature water before application.

See product packaging for full instructions.

Cast Tape Colors	2" x 4 yds.	3" x 4 yds.	4" x 4 yds.	5" x 4 yds.
Black (A)	●	●	●	
Blue (B)	●	●	●	
Bright Pink (X)	●	●		
Green (G)	●	●		
Purple (U)	●	●		
Red (R)	●	●		
White	●	●	●	●

**Medi-Pak™ Performance Cast Tape**

A lightweight, strong and durable casting tape that combines the benefits of a fiberglass casting tape with the handling ease of plaster. Available in a number of colors to meet patient preferences.

**Medi-Pak™ Performance Synthetic Cast Padding**

The non-woven polyester padding provides protection and patient comfort and conforms well to the area being wrapped. Strong and durable, the padding is easy to tear and suitable for use with all casting materials, plaster and synthetic. No special protection needed during removal.

**Medi-Pak™ Synthetic Performance Non-Sterile Tubular Stockinette**

Designed for use with synthetic casting systems because of wicking action and fast-drying features.

**Medi-Pak™ Performance Non-Sterile Tubular Cotton Stockinette**

Used under plaster casts for skin protection.



McKesson Medical-Surgical  
8741 Landmark Road  
Richmond, VA 23228  
www.mckesson.com