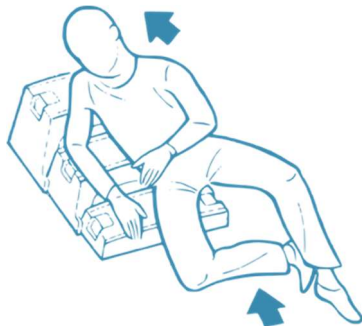


Welcome to ResQUp®


Quick Start Guide

Please review these instructions before using your ResQUp

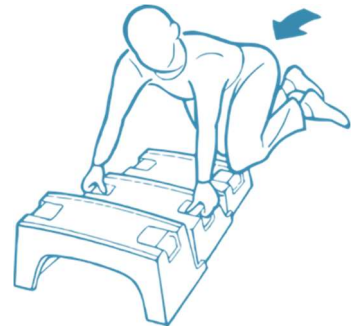
There are three methods for using the ResQUp: Choose one that works best for you!



Using Elbows



Using Hands



Using Hands & Feet

- The ResQUp was developed to help a person lift themselves from the floor to a seated or standing position
- For best results, we recommend you practice using the ResQUp so you can confidently get up from a fall.
- The ResQUp does not require assistance from a caregiver, but you may want to have a helper nearby while you practice using the ResQUp and increasing upper-body strength.
- Each level of the ResQUp is 4½" high. Some upper-body strength is required to lift yourself to the first level. If you cannot lift yourself to the first level, you may need assistance from a caregiver.
- Most falls happen between the bedroom and bathroom, store your ResQUp based on your experience or where it will be readily accessible to you.

Visit the online User Guide for videos and more!



Point your phone's camera at the QR code above, or at the label on the back of your ResQUp and tap the link that appears, or visit <https://www.resqup.com/userguide>

Safety Information

If you have any questions about whether the ResQUp is an appropriate device for you to use, consult a physical/occupational therapist or qualified healthcare professional.



- The ResQUp is for use ONLY after a non-traumatic fall! If you have pain or suspect injury, DO NOT use the ResQUp. Call 911 and seek medical assistance.
- The ResQUp IS NOT to be used as a step stool.
- The weight limit of the ResQUp is 350 lbs.



ResQUp Disclaimer

The ResQUp product (the "Product") is designed, and intended, only for aiding fallen persons, patients, healthcare providers and caregivers in clinical, assistive care and in-home settings. The person or entity buying the Product and/or using the Product, even if different from such buyer, (the "User") shall use the Product only for such purposes. The User must ensure, and is solely responsible for ensuring, the proper and safe use of the Product. Use of the Product is at the sole risk and discretion of the User. The User acknowledges that rising from a fall is dangerous and may cause death, personal injury, or property damage.

Cleaning Instructions

At Home: The ResQUp, like other mobile lifts, should be cleaned regularly. Soap and water may be used for general cleaning. Sanitize surfaces of the ResQUp with a bleach solution or disinfectant spray. Do NOT use citrus-based cleaners or alcohol-based sanitizers.

In Medical Facilities: All surfaces on the ResQUp may be cleaned with medical-grade antiseptic soap and water. Low-level disinfectants such as a 1:100 dilution of bleach, disinfectant wipes, and quaternary ammonium germicidal detergents may also be used. Do not use strongly acidic or basic solutions, phenol-based disinfectants, or organic solvents on any part of the ResQUp.

Our Warranty

The ResQUp is warranted for materials and workmanship by Safe Patient Solutions, LLC, for 1 year following the date of purchase by the original purchaser.

Returns

Notify the company where you purchased the ResQUp for return instructions.



The ResQUp® is a registered trademark of Safe Patient Solutions, LLC.
www.ResQUp.com
Customer Support: (877) 870-8795
support@safepatientsolutions.com

