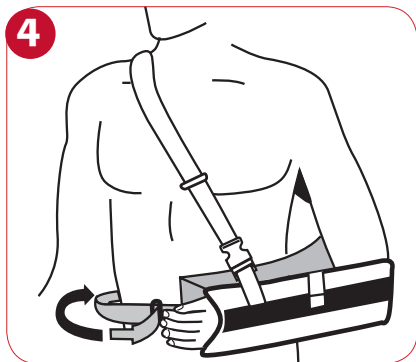
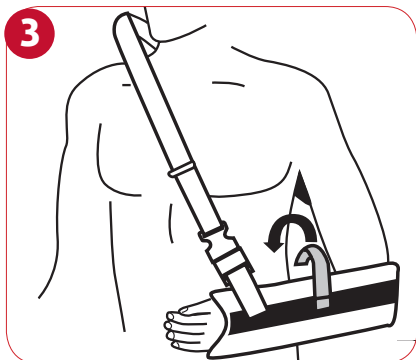
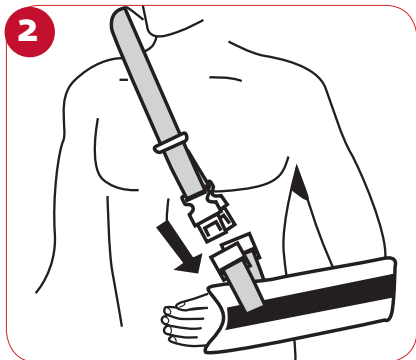
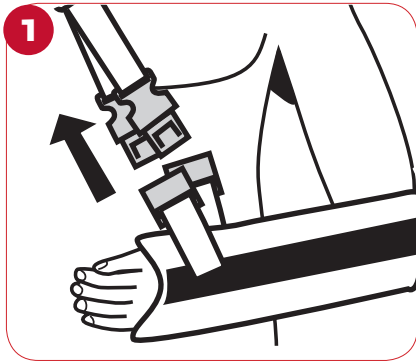


**Before using this device please read the following instructions completely and carefully. Correct application is vital to the proper functioning of this device.**



- 1) Detach shoulder strap buckles and open front panel. Position elbow in the sling as far back as possible.
- 2) Place shoulder strap over the opposite shoulder. Connect shoulder strap to the sling using the quick release buckles. For exercise and rehab detach the outside quick release buckle to increase the range of motion.
- 3) Secure strap at the top of the sling. The thumb strap is desired, attach strap at the front of the sling.
- 4) Place pillow at the waistline of the affected side. Attach the sling to the outside of the pillow, along the hook and loop strips. Buckle the waist strap to the pillow and adjust the strap to fit the arm for desired internal or external rotation by sliding the pillow forward or back along the waistline.

**NOTE:** The De-Rotation Strap hooks to the UltraSling III and prevents internal rotation by securely holding the patient's arm in neutral position.

### Protocol:

- 1) Read insert before use. Follow manufacturer's instructions, hospital protocol, and state or federal laws.
- 2) Follow physician's orders for appropriateness, duration of application and frequency of use.
- 3) Train all staff on proper application.
- 4) Do not alter DJO Global UltraSling III in any way or transfer products from one facility to another.
- 5) Do not expose to open flame.

In addition to the UltraSling III DJO Global offers a complete line of shoulder immobilization products.

**INTENDED USE/INDICATIONS:**

Postoperative rotator cuff repairs, Bankart procedures, Capsular shifts, Glenohumeral, dislocation/subluxation, Soft tissue strains/repairs

**CONTRAINDICATIONS:**

None.

**WARNINGS AND PRECAUTIONS:**

If you experience any pain, swelling, sensation changes, or any unusual reactions while using this product, consult your medical professional immediately. Never wear the support over an open wound.

**WARRANTY:**

DJO, LLC will repair or replace all or part of the unit and its accessories for material or workmanship defects for a period of six months from the date of sale.

**CLEANING INSTRUCTIONS:**

Hand wash in cold water using mild soap, rinse thoroughly. Air dry. Note: If not rinsed thoroughly, residual soap may cause irritation and deteriorate material. The waist and shoulder strap may be trimmed by removing the Y-tab ( UltraSling III only).



**UltraSling® III**

The mesh UltraSling® III provides immobilization for rotator cuff repairs, capsular shifts, Bankhart repairs, glenohumeral dislocations/subluxation and soft tissue repairs/strains. The De-Rotation Strap hooks to the UltraSling® III and prevents internal rotation by securely holding the patient's arm in neutral position.

Part Number		Size
11-0449-x	UltraSling® III	S - XL

Measure below elbow crease to base of index finger, fits right or left arm. x = Size

x = 2 = S	Up to 11"	(28cm)
x = 3 = M	11" - 13"	(28 - 33cm)
x = 4 = L	13" - 15"	(33 - 38cm)
x = 5 = XL	15"+	(38cm+)

**For single patient use only. (RX Product) Not made with natural rubber latex.**

For more information, please contact your DonJoy Territory Manager or Authorized Distributor



**DJO, LLC | A DJO Global Company**  
**T** 800.336.6569 **D** 760.727.1280 **F** 800.936.6569  
 1430 Decision Street | Vista, CA 92081-8553 | U.S.A.  
[DJOglobal.com](http://DJOglobal.com)