

# Splash! pool lift



This removable lifting system is designed for facilities seeking to provide user-friendly access to their swimming pools.

- 3<sup>rd</sup> party tested and verified ADA compliant
- 400 lb/181.5 kg lifting capacity\*
- Easily removable from stainless steel deck anchor
- Powered by a 24-volt rechargeable battery
- User operable via a waterproof hand control
- 359° rotation
- Powder coated stainless steel and aluminum construction
- Includes battery, charger, battery console cover, waterproof control, stainless steel anchor socket with cover, footrest and seat belt assembly

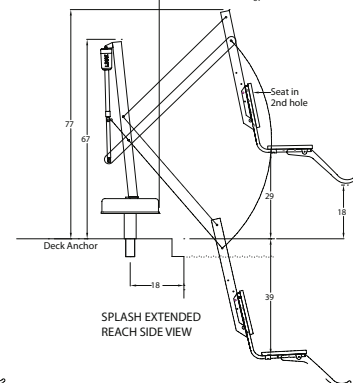
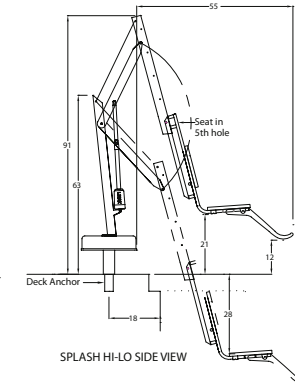
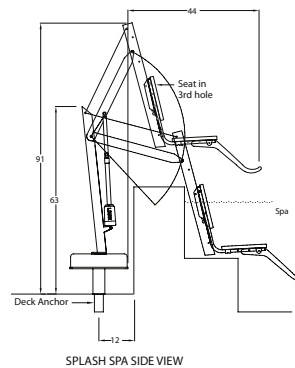
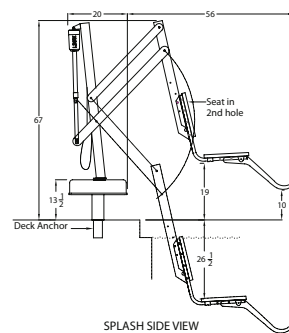
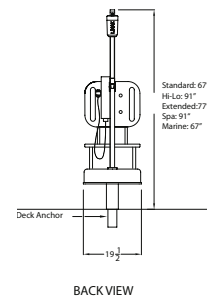
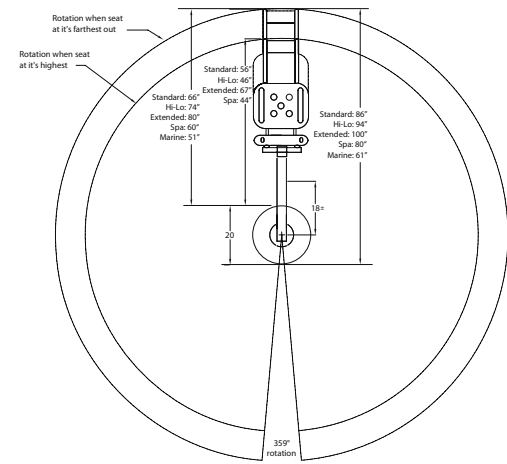


\*Lifting capacity of the Extended Reach model is 300 lb/136 kg

Also available:

- **Splash! Hi/Lo**—A variation of the Splash! useful for facilities that have both in-ground pools and above ground spas.
- **Splash! Spa**—Designed for use with spas up to 48 in/122 cm above the deck.
- **Splash! Extended Reach**—For use with pools with unusual gutter configurations that require a longer reach to the water line.

MODEL NO.	DESCRIPTION	SHIPPING WT.	L	W	H
300-0000	Splash!	275 lbs.	40"	48"	60"
350-0000	Splash! Hi/Lo	275 lbs.	40"	48"	60"
370-0000	Splash! Extended Reach	325 lbs.	40"	48"	78"
375-0000	Splash! Spa	275 lbs.	40"	48"	60"



## accessories



### Arm Rests

Optional, flip-up armrests are available for all lifts. This accessory item can be retrofitted to a lift. The armrests are available in white. P/N 170-1000



### Seat Pad

White, waterproof seat pad designed to enhance comfort and minimize friction. P/N 900-4000



### Spine Board Attachment

The Spine Board Attachment works with any standard spine board (not included). Simply remove the chair assembly by pulling the attachment pin and replace that assembly with the Spine Board Attachment. P/N 500-1000



### Stability Vest

The Stability Vest was designed to assist individuals with limited or no independent upper body or trunk stability. The vest holds the user to the chair, strapping them in for support. P/N 900-2000



### Splash! Caddy

The Splash! Caddy facilitates handling, transporting and storing a Splash! Fabricated from rugged steel for strength and powder-coated for surface protection. The Caddy simplifies both insertion and removal of the connector shaft into the pool deck and becomes a convenient storage rack for the lift when not in use. P/N 400-0000



### Battery & Charger

All pool lifts are powered by a 24 volt, rechargeable battery. This battery should be left on the charger when not in use. P/N Legacy 100-2000, P/N Charger 100-3500 P/N New Battery 1001495, P/N New Charger 1001530 New batteries are ONLY compatible on pool lift units with the LiftOperator Intelligent Control. Please visit our website for details.



### Covers for Splash! Models

Protect your investment with a full, all-weather cover. P/N 940-3000 Also available: protective cover for battery console only. P/N 930-1000



### Pool Lift Available Sign

This 9" x 12" metal sign can be posted at your facility to let guests know about your pool lift. P/N 900-500

## Splash! WRITTEN SPECIFICATIONS

Lift Model Shall be: S.R.Smith, LLC Splash!—Semi-Portable Lift System, Part # 300-0000/EU

It shall be battery powered, comply with Americans With Disabilities Act Access Guidelines (ADAAG), and have a lifting capacity of 400 pounds. Product shall include battery, charger, battery console cover, waterproof control, stainless steel anchor socket with cover, footrest and seat belt assembly.

- a. Manufacturer to provide technical support and assistance to confirm pool lift satisfies pool geometry or if another Splash! Model is more appropriate (Extended Reach #370-0000, Extended Reach Hi/Lo #385-0000, Extended Reach Spa #395-0000, Spa #375-0000, Hi/Lo #350-0000).
- b. Have a LINAK (approved for medical applications) screw/spline type actuator to provide a safe and stable stop at any point in the lifting cycle. Capable of:
  - i. Not only having a stopping point that is a minimum of 16 inches and a maximum of 19 inches measured from the deck to the top of the seat surface when the seat is in the raised position (accessibility guidelines), but also providing additional stopping points at various heights to accommodate users of all ages and abilities.
  - ii. Submerging the seat a minimum of 18" below the surface of the water.
- c. Configured to facilitate ease in user transfer within clear deck space of 36 inches wide by 48 inches deep starting 12 inches from the back end of the seat (Ref. ADAAG).
- d. Have a 24-volt gear motor to power side to side rotation to allow for ample clear deck space for transfer on both sides of the lift.
- e. Seat:
  - i. Width of 18.5 inches (ADAAG Requires 16 inches).
  - ii. Back that extends 24 inches high (ADAAG Requires 12 inches).
- f. Be structurally capable of providing a stable user transfer and pass a static load test equal to 1.5 times the rated load capacity.
- g. Metallic parts (stainless steel and aluminum) to be passivated, pretreated and powder coated using a 5-step process. The process is to be validated by samples undergoing a 4,000 hour Salt Fog Test (ASTM D1654), by a recognized independent laboratory, and achieve a rating of 10 (highest possible rating). (Note: The test is the equivalent of 10 years exposure to this harsh environment.)
- h. Have a Manufacturer's Warranty:
  - i. Frame—3 Years (except powder coated finish)
  - ii. Electronic Components—2 Years (except battery)
  - iii. Battery—I Year, Pro-rated (90 days – 100%, 91 to 365 days – 50%)
- i. Have the following optional equipment:

PART #	DESCRIPTION
900-2000	Stability Vest
500-1000	Spineboard Attachment
400-0000	Caddy
170-1000	Arm Rest Assembly
940-3000	Total Cover



S.R. Smith, LLC  
 PO. Box 400, 1017 SW Berg Parkway  
 Canby, Oregon 97013

P 503.266.2231 TF 800.824.4387 F 503.266.4334  
[www.srsmith.com](http://www.srsmith.com) [www.poollifts.com](http://www.poollifts.com)