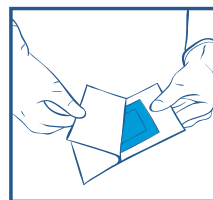


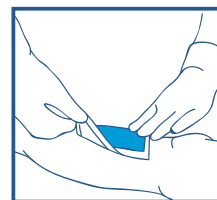
Provide extra protection when used with Hydrofiber® technology

ConvaMax™ can be used as a primary or secondary dressing. When an additional primary dressing is required, it is compatible with the AQUACEL™ family of dressings. Exudate can transfer through the Hydrofiber® layer and be absorbed by ConvaMax™, providing a combination of an advanced wound contact layer and high absorption capacity.

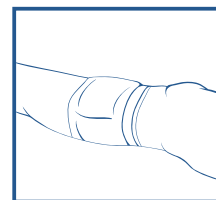
In-Vitro Performance Characteristics of ConvaMax™, WHRI6045 MS161, Data on file, ConvaTec.



After the wound is cleansed, the appropriate size of ConvaMax™ Superabsorber dressing is selected to allow for sufficient space to the wound edge.



ConvaMax™ Superabsorber non-adhesive or adhesive dressings can be used both as a primary dressing or as a secondary dressing. When used as a primary dressing, ConvaMax™ Superabsorber non-adhesive or adhesive dressing must be in close contact with the wound bed to ensure wound fluid is absorbed. White contact layer should be in contact with the skin and blue waterproof backing away from the body.



Secure ConvaMax™ Superabsorber dressing accordingly with retention bandage, tapes or compression bandage if assessed as clinically appropriate.

SKU	HCPCS	Dressing Size in Centimeters	Dressing Size in Inches	Pack Size
ConvaMax™ Superabsorber Non-adhesive				
422567	A6196	10cm x 10cm	3.9in x 3.9in	10
422568	A6197	10cm x 20cm	3.9in x 7.9in	10
422571	A6197	15cm x 20cm	5.9in x 7.9in	10
ConvaMax™ Superabsorber Adhesive				
422576	A6196	10cm x 10cm	3.9in x 3.9in	10

1. World Union of Wound Healing Societies (2019) Consensus Document. Wound exudate: effective assessment and management Wounds International. Available at: www.woundsinternational.com 2. Cutting KF, White R (2002) Maceration of the skin and wound bed: its nature and causes. J Wound Care 11(7): 275-8 3. World Union of Wound Healing Societies (2007) Principles of best practice: wound exudate and the role of dressings. A consensus document. London: MEP Ltd. Available at: www.woundsinternational.com

To find out more about the ConvaTec ConvaMax™ Superabsorber dressing or to arrange a visit from your local ConvaTec representative:

Call **800-422-8811** or visit online at www.convatec.com



ConvaMax™ SUPERABSORBER

NEW

EXUDATE MANAGED. SKIN PROTECTED.

ADHESIVE AND NON-ADHESIVE
SUPER ABSORBER DRESSING

- CONFORMABILITY
- SOFTNESS
- HIGH ABSORBENCY
- HIGH RETENTION

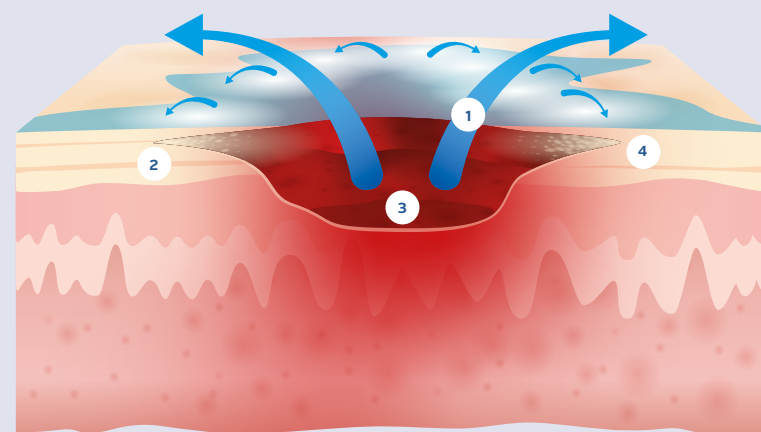


ConvaMax™ Superabsorber manages exudate effectively to maintain skin integrity and help support healing¹



The challenges of excess exudate

For a wound to heal, it needs to exude. Exudate prevents wound beds from drying out, aids migration of tissue-repairing cells, provides essential nutrients for cell metabolism and assists separation of dead or damaged tissue.¹⁻³



1. Exudate
2. Epidermis
3. Wound Region
4. Area of exudate related tissue damage to peri-wound

However, excess wound exudate can cause a variety of problems for the general health of the peri-wound area and surrounding skin.

Excess exudate can compromise skin integrity and delay or prevent wound healing.



Images used with kind permission from respective owner.



Issues clinicians face:³

- Maceration and erosion of peri-wound skin
- Exudate leaking through into secondary bandaging, which brings an increased risk of infection
- Frequent patient visits and dressing changes, increasing your workload and dressing costs
- The wound becoming static through ineffective exudate management



Issues patients face:³

- Leaking and soiling through to clothing or bedding, causing discomfort and inconvenience
- Malodour
- Psychosocial effects, such as embarrassment, shame or anxiety around their wound
- Dressings falling off due to saturation
- Pain on application or removal

Finding a dressing fit for the challenge

Creating an optimal wound healing environment requires a dressing that can help protect against the damage of excess exudate and help maintain skin integrity.

The solution to excess exudate: ConvaMax™

ConvaTec™ brings over 25 years of expertise in wound healing and its products are trusted by medical professionals all over the world.



High fluid absorption, even under compression*

Exudate from chronic wounds can be corrosive to the wound bed and intact skin. ConvaMax™ absorbs high levels of exudate into the superabsorbent (SAP) core (up to 177g/100cm²), locking it away from the wound and helping to promote skin integrity.



High retention of fluid and bacteria*

Once exudate has been absorbed, ConvaMax™ retains the fluid within the SAP core, ensuring it is not released back to the wound, bandaging or clothing.



Protease Modulation¹

ConvaMax™ has been proven *in-vitro* to not only absorb MMPs but also bind them. This reduces the excess MMPs within the wound environment to encourage healing.




Soft and conformable*

It's soft on the skin, easy to apply and easy to remove for patient satisfaction. The protective blue backing-prevents strike through and maintains conformability. Choosing a dressing that effectively manages the exudate level of the wound can result in extended wear time, producing a positive impact on wastage and costs, and may also help with healing.³



A choice to suit each wound*

Choice of full range of sizes to fit any wound type. Choose from adhesive or non-adhesive versions.



*In-Vitro Performance Characteristics of ConvaMax™, WHRI6045 MS161, Data on file, ConvaTec.