



Passy-Muir® Valves, Accessories, & Connections Guide

Passy-Muir Valves

All Passy-Muir® Valves

- Have the patented closed position “no leak” design
- Are designed to fit the universal 15mm hub of disposable tracheostomy tubes including neonatal and pediatric tubes
- Can be used interchangeably by tracheostomized and ventilator dependent patients with the exception of the PMV® 2020



PMV® 007
(Aqua Color™)
Designed for ventilator application with disposable tubing



PMV® 2000
(clear)
Low profile design with lower resistance, recommended for outpatient use



PMV® 2001
(Purple Color™)
Low profile design with lower resistance, recommended for inpatient use



PMV® 005
(white)
David's Original Design

Passy-Muir Valve Accessories

Passy-Muir® Valve Oxygen Adapter PMA® 2000

The PMA® 2000 Oxygen Adapter snaps onto the PMV® 2000 and PMV® 2001 and allows for easy delivery of low flow supplemental oxygen and humidity.



PMV® 2001 with PMA® 2000

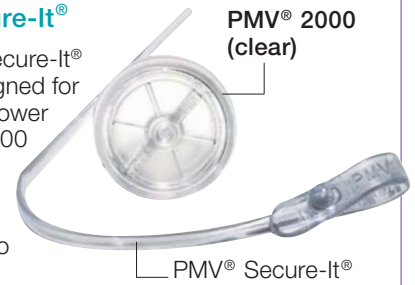
PMV® 2001
(Purple Color™)

PMA® 2000



PMV® Secure-It®

The PMV® Secure-It® strap is designed for use with the lower resistance 2000 series valves and attaches the valve to the trach tie to prevent loss.



PMV® 2000
(clear)

PMV® Secure-It®

Passy-Muir Valves for Metal Tubes

PMV® 2020 (clear)

The PMV® 2020 (clear) with the PMA® 2020-S adapter are for use with metal Jackson Improved Tracheostomy Tubes (Sizes 4, 5, and 6).

PMV® 2020
(clear)

PMA® 2020-S



PMA® 2020-S



PMV® 2020
(clear)

Jackson Improved Tracheostomy Tube

PMV® 2001
(Purple Color™)

The Jackson Improved Tracheostomy Tube with Permanent 15mm Adapter can accommodate all Passy-Muir® Valves except the PMV® 2020.



For Information on Metal Tracheostomy Tubes:
Premier Medical Inc.
www.premusa.com
888-670-6100

Ventilator Adapters

Kimberly-Clark Healthcare
Part # 112
Kimberly-Clark Ballard
15mm x 22mm Adapter
www.kchealthcare.com
800-524-3577



Tri-Anim
Part # 301-9000
22mm Silicone Adapter
www.tri-anim.com
800-874-2646



Cardinal Health
Part # 3222
AirLife® Omni-Flex™ Adapter
www.cardinal.com
800-964-5227



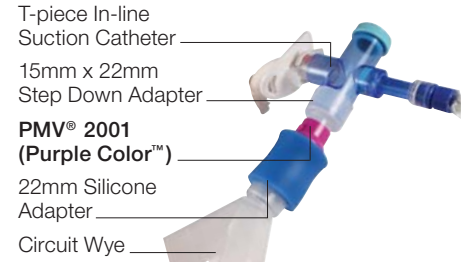
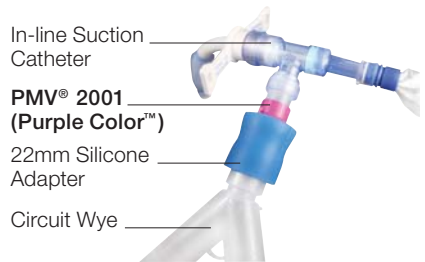
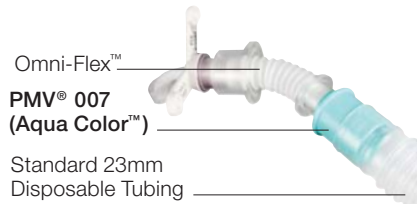


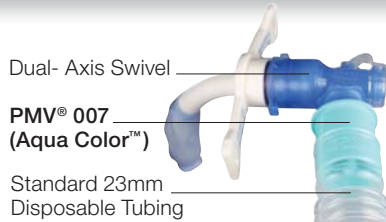
Smiths-Medical Inc.
Part # 525150
Dual-Axis Swivel Adapter
www.smiths-medical.com
800-258-5361



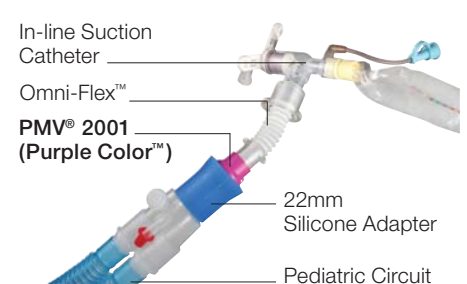
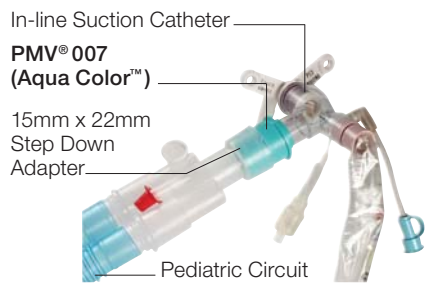
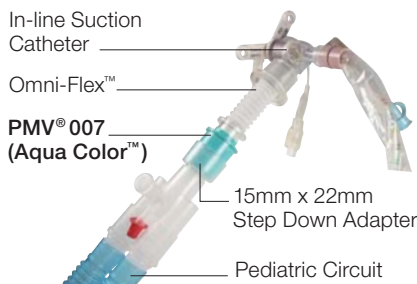


Passy-Muir® Valves, Accessories, & Connections Guide

Ventilator Connections



Pediatric Ventilator Connections



Care & Cleaning of the PMV®

Daily Cleaning Procedures

1. Swish valve in pure soap and warm water, or soak for 10 minutes in 6-8 oz. of warm water with one Passy-Muir cleaning tablet .
2. Rinse valve thoroughly in warm running water.
3. Allow valve to air dry thoroughly before placing it in storage container.
4. DO NOT use hot water, peroxide, bleach, vinegar, alcohol, brushes, or cotton swabs to clean valve.



Education & Clinical Support



Speech and Respiratory Clinical Specialists are available to answer your questions

1-800-634-5397



Email your questions to:
info@passy-muir.com

Educational Presentations

- Facility Locations
- State and National Conferences
- Society Meetings
- Seminars
- Colleges and Universities



- Live Special Events Webinars
- Self-Study Webinars
- Free CEUs
- Free Clinical Resources

www.passy-muir.com

