SECURE® SAFETY SOLUTIONS
Your safety is our business®

CAREGIVER™ ALERT SYSTEM

WIRELESS PAGER

Model #: CAS-PGR • Made in PRC

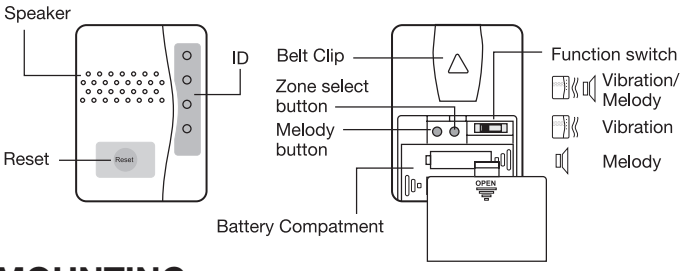

MOUNTING

Clip on belt / pant waist

OR

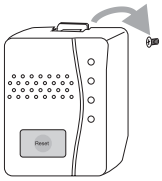

Hang on wall / place on table

POWER

1. Slide to open the battery cover.
2. Insert 2 AA batteries.
3. Close the battery cover.

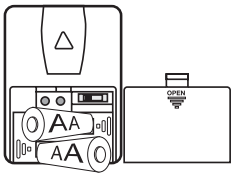

Uses two AA Batteries

CODE MATCHING & MELODY SELECTION

Step 1: Insert battery into the transmitter to be used.

Step 2: Insert batteries into the CAS-PGR wireless pager (Figure 2).

Step 3: Enter pager pairing mode by pressing and holding the zone select button ● for a few seconds until zone light "I" begins to flash.

Step 4: Press the zone select button ● again to switch to the zone you wish to pair with. Press melody selector ♬ to scroll through the melodies. Once you hear your preferred melody, do not press again as it is now selected.

Step 5: Once the zone and melody are selected with the zone icon flashing, trigger the transmitter once to pair. If successful, the pager will generate a short tone. Press the ● button to exit pairing mode, the system is ready to use.

To stop the melody while it is alerting press the reset button.

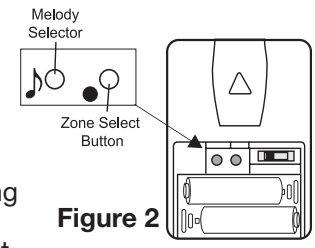

Figure 2

Clearing a Transmitter from the Pager Memory

First, press and hold the ● button for 3 seconds to enter the pairing mode. Press the ● button to move to the zone which is to be deleted. Press and hold the ● and ♪ buttons together for 3 seconds.

The pager will generate a tone to indicate the transmitter on this zone has been deleted.

Change the melody in desired zone

First, press and hold the ● button for 3 seconds to enter the pairing mode. Press the ● button to move to the zone then press the ♪ button to select the melody required. Press the ● button until the pairing mode is exited.

Low battery indicator

If a zone LED light on the pager is blinking when the pager is in standby (not alarming), it is an indication that the battery in the paired transmitter is low and should be replaced. Replace the paired transmitter battery as soon as possible. If the pager beeps every 5 seconds, it is an indication that the pager batteries are low. Replace the pager batteries as soon as possible.

ONE YEAR LIMITED WARRANTY

Personal Safety Corporation warrants this product to be free from factory defects and workmanship for a period of one year from date of purchase. Warranty is void if this product is misused, abused or damaged. No warranty or responsibility of use expressed or implied.

FCC STATEMENT: THIS EQUIPMENT HAS BEEN TESTED AND FOUND TO COMPLY WITH THE LIMITS FOR A CLASS B DIGITAL DEVICE, PURSUANT TO PART 15 OF THE FCC RULES. THESE LIMITS ARE DESIGNED TO PROVIDE REASONABLE PROTECTION AGAINST HARMFUL INTERFERENCE IN A RESIDENTIAL INSTALLATION. THIS EQUIPMENT GENERATES, USES AND CAN RADIATE RADIO FREQUENCY ENERGY AND, IF NOT INSTALLED AND USED IN ACCORDANCE WITH THE INSTRUCTIONS, MAY CAUSE HARMFUL INTERFERENCE TO RADIO COMMUNICATIONS.

However, there is no guarantee that interference will not occur in a particular installation. If this equipment does cause harmful interference to radio or television reception, which can be determined by turning the equipment off and on, the user is encouraged to try to correct the interference by one or more of the following measures:

- Reorient or relocate the receiving antenna.
- Increase the separation between the equipment and receiver.
- Connect the equipment to an outlet on a circuit different from that to which the receiver is connected.

This device complies with part 15 of the FCC rules. Operation is subject to the following two conditions: (1) This device may not cause harmful interference, and (2) this device must accept any interference received, including interference that may cause undesired operation.

Note: Modifications to this product will void the user's authority to operate this equipment.

PSC® PERSONAL SAFETY CORPORATION Exceeding Expectations Since 1991

Please see our complete line of Secure® fall/wandering prevention & patient safety products at www.SecureSafetySolutions.com

Highest Quality...Lowest Prices...Guaranteed!

Personal Safety Corporation • Hiawatha, Iowa 52233 • 800.373.2873

Click here to view detailed product descriptions and prices. Call 800-397-5899 to order today!

Revised: 03/27/17