Remove your Existing Toilet

Step 1

Turn off the water supply to the to the toilet

Step 2

Then flush the toilet.

Step 3

Use a plunger and a sponge to get the water out of the bowl

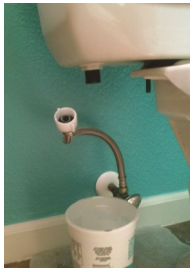

Step 4

Using a bucket, unhook the water supply and drain the remaining water from the toilet's tank.

Step 5

Remove the existing closet bolts from the toilet.

Step 6

Remove the existing toilet.



Step 7

Remove the old wax ring and closet bolts

Install the Easy Toilet Riser

Step 8

Slide in the new extended 6 inch closet bolts in the existing flange



Step 9

Place one of the wax rings provided in the kit on top of the flange

Step 10

Carefully install the toilet riser over the closet bolts

Step 11

Apply pressure to the top of the Riser to properly seal the wax ring with the existing floor flange

Step 12

Place the second wax ring on to the riser flange

(optional step) if you ordered the Medway 19" Easy Toilet Riser

Step 13

Place the 19" riser apron over the base riser and adjust as necessary to accomodate your toilet

Re-install your old Toilet

Step 14

Reinstall the toilet on top of the toilet riser

Step 15

Apply pressure on the bowl to properly seat the toilet.

Step 16

Install nuts and washers

Step 17

Do not over tighten

Step 18

Install the new water supply line and turn on the water

Step 19

Congratulations! You can now use your new raised toilet!

MEDWAY

The Medway Easy Toilet Riser can normally be installed in less than an hour by most handy persons.

MEDWAY

What you will need for installation

Putty knife to scrape off the wax ring

Trash bags to dispose of the old wax ring

Paper towels to remove excess wax from the putty knife and dispose in the trash bag.

Mineral spirits can be used if necessary to remove excess wax from the waste flange and to clean your putty knife

Rags to use with mineral spirits to remove the old wax ring

If your toilet is old, the closet bolts may be rusted and you may need a small hacksaw to cut them off

An adjustable wrench for removing and installing the nuts on the closet bolts and for unhooking and rehooking the water supply

There are many pathogens on your toilet and on the wax ring. Be safe and wear a good pair of rubber gloves

A sponge for getting water out of the toilet before you remove it and for cleaning up any messes

A small pail to drain any remaining water from the toilet's tank

A Medway 14" Easy Toilet Riser Kit

The Meday 19"Easy Toilet Riser Kit contains all of the above and the 19" riser apron shown below