



PORTABLE CHAIR SCALES
BEAM and DIGITAL TYPES
MODELS
475, 4751, 6475, 6475k
and 6475KGEU



0033-M128-O1 Rev J
10/12

CARDINAL SCALE MFG. CO.
PO Box 151 • Webb City, MO 64870
Ph: 417-673-4631 • Fax: 417-673-5001
www.detectoscale.com

Printed in USA

Technical Support: Ph: 866-254-8261 • techsupport@cardet.com

FCC COMPLIANCE STATEMENT

WARNING! The 6475 and 6475K generate, use and can radiate radio frequency energy and if not installed and used in accordance with the instructions manual, may cause interference to radio communications. It has been tested and found to comply with the limits for a Class A computing device pursuant to Subpart J of Part 15 of FCC Rules, which are designed to provide reasonable protection against such interference when operated in a commercial environment. Operation of this equipment in a residential area is likely to cause interference in which case the user at his own expense will be required to take whatever measures necessary to correct the interference.

All rights reserved. Reproduction or use, without express permission, of editorial or pictorial content, in any manner, is prohibited. No patent liability is assumed with respect to the use of the information contained herein. While every precaution has been taken in the preparation of this book, we assume no responsibility for errors or omissions. Neither is any liability assumed for damages resulting from the use of the information contained herein. All instructions and diagrams have been checked for accuracy and ease of application; however, success and safety in working with tools depend to a great extent upon the individual accuracy, skill and caution. For this reason, we are not able to guarantee the result of any procedure contained herein. Nor can we assume responsibility for damage to property or injury to persons occasioned from the procedures. Persons engaging the procedures do so entirely at their own risk.

SERIAL NUMBER _____
DATE OF PURCHASE _____
PURCHASED FROM _____
RETAIN THIS INFORMATION FOR FUTURE USE

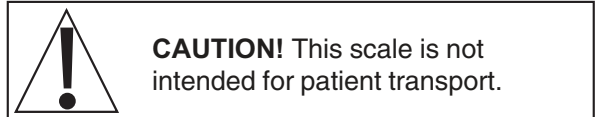
UNPACKING INSTRUCTIONS

Remove scale from its packing and inspect it for signs of shipping damage, such as exterior dents and scratches. Keep the carton and packing for return shipment or relocation if it should become necessary. It is the responsibility of the purchaser to file all claims for any damage or loss incurred during transit. If no damage is seen, then remove straps from between base and platform.

SETUP AND OPERATION

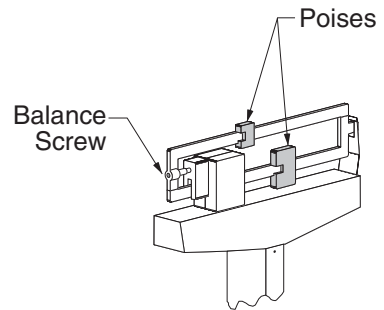
The scale has been assembled at the factory. Refer to Instructions for your model. For digital models also refer to Owner's Manual of the digital indicator for additional information.

To use the scale, set on firm and level surface. Raise armrests and footrest out of your and the patient's way. Assist the patient to a sitting position. Lower the armrests (for patient comfort during weighing). Lower the footrest and have patient place their feet on footrest before weighing. **NOTE:** Patient's feet must be on footrest during weighing operation. After weighing the patient, raise arms and footrest out of the way and assist the patient out of the chair.



475 AND 4751

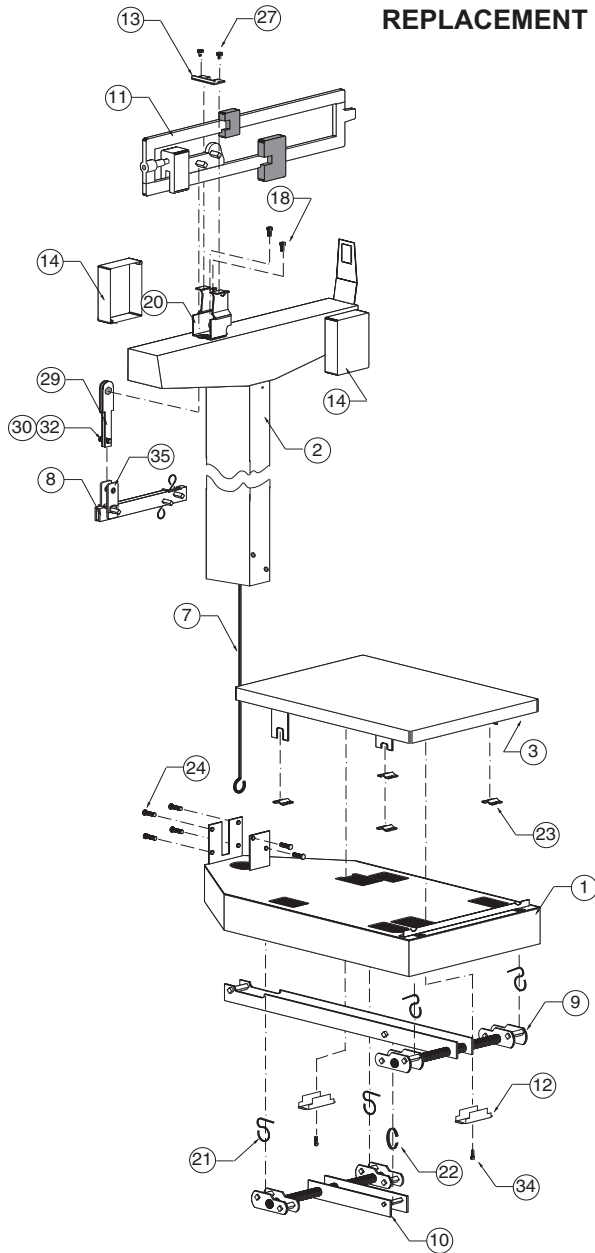
To balance scale, move both poises to zero (0) and turn balance screw to right or left until scale balances.



6475, 6475K and 6475KGEU

Press **ON/OFF** key to turn display on. With the display on, press the **ZERO** key to zero the weight display. Set patient on the scale as described above. When weight is stable, press the **LOCK/RELEASE** key to lock on to the weight. Note that weight value will be flashing. Read the patient weight. Remove patient from the scale and press **LOCK/RELEASE** key to unlock the display and prepare for the next weighing operation or press **ON/OFF** key to turn display off.

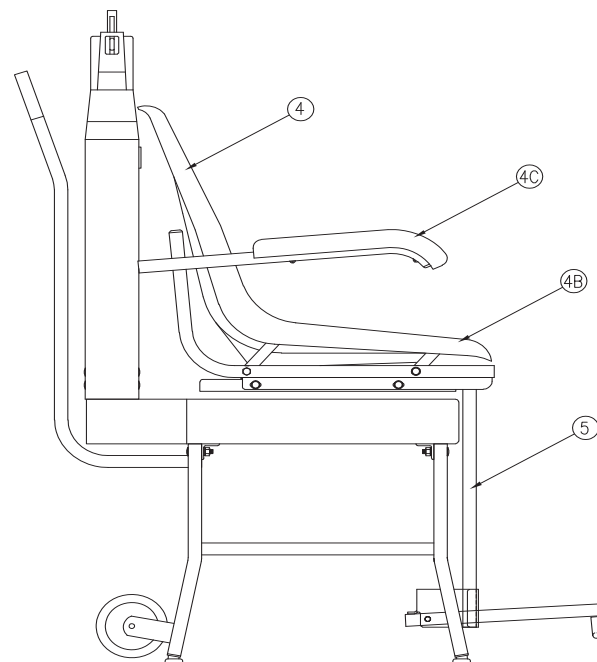
**MODELS 475 AND 4751
REPLACEMENT PART IDENTIFICATION**



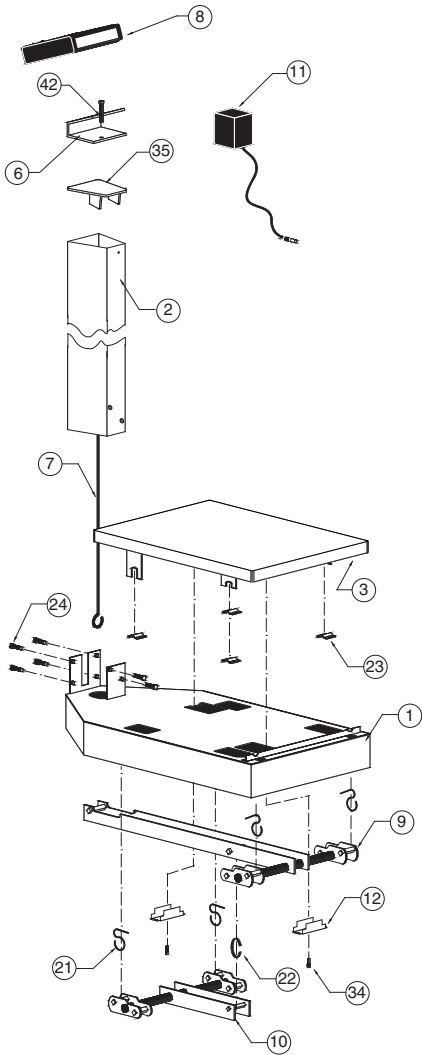
Item Req'd	Part No.	Description
17*	6024-0033	#10 Helical Split Lock Washer
18	6021-0988	#10-32 x 1/2 Hex Head Screw
19*	6013-0277	#10-32 Square Nut
20	3P1008	Beam Yoke
21	3P8059	Union Hanger
22	2U58	Union Center Hanger
23	3P2087	Platform Bearing
24	6021-1102	1/4-20 x 1/2" Truss Head Screw
25*	6024-1027	1/4 Ext Tooth Lock Washer
26*	63K1038	Base Leg
27	6021-0670	#6 x 1/4 Hex Head Sheet Metal Screw
28*	650RC7	Flatwasher
29	3P8034	Beam Hanger Side
30	6028-0105	Pin
32*	6009-5095	Cotter Bow-Tie Pin
34	6021-1629	#10 x 1/2 Hex Head Sheet Metal Screw
35	0033-B334-08	Hanger

*Not Shown

Item	Part No.	Description	Req'd
1	3P5001X	Base Weldment	1
2	0033-D243-0A	Headpiece and Column Weldment	1
3	3P4011X	Platform Weldment	1
4	3P4408X-1	Complete Chair Assy	1
4B	0033-C178-0A	Chair Seat Only	1
4C	3P4412	Arm Rests	2
5	3P3408X	Base Stand	1
7	0033-B335-08	Draft Rod	1
8	0033-C369-0A	Shelf Lever w/Pivot	1
9	3P8002X	Long Lever Assy	1
10	3P8003X	Short Lever Assy	1
11	0033-B220-1A	Beam 400 lb	1
	0033-B226-1A	Beam 400 lb/175 kg	1
12	3P60	Check Plate	2
13	3P41	Reading Beam Retainer	1
14	0033-C236-18	Beam Cover	2



**MODELS 6475, 6475K AND 6475KGEU
REPLACEMENT PART IDENTIFICATION**



Item	Part No.	Description	Req'd
1	3P5001X	Base Weldment	1
2	430XGR804	Column Weldment	1
3	3P4011X	Platform Weldment	1
6	0033-B164-08	Bracket-758CSV	1
	0033-B438-0A	Bracket-750	1
7	0033B255-08	Draft Rod	1
8	758CSV	Indicator	1
	750	Indicator	1
9	3P8002X	Long Lever Assy	1
10	3P8003X	Short Lever Assy	1
11	6800-1045	Optional Power Supply	1
		100-240 VAC / 12 VDC @ 1A	
12	3P60	Check Plate	2
21	3P8059	Union Hanger	4
22	2U58	Union Center Hanger	1
23*	3P2087	Platform Bearing	4
24	6021-1102	1/4-20 x 1/2" Truss Head Screw	6
25*	6024-1027	1/4 Ext Tooth Lock Washer	6
26*	63K1038	Base Leg	4
34	6021-1629	#10 x 1/2 Hex Hd Sht Metal Screw	2
35	0033-B104-0A	Top Plate	1
40*	6024-0033	#10 Helical Split Lock Washer	2
42	6021-1454	1/4-20 x 3/4 Hex Head Screw	1
45*	0033-B110-08	UHMW Disk	1
46*	709G2R1206	Load Cell Assy	1
47*	391RV204	1/4-20 Elastic Stop Nut	1
48*	6024-0004	Washer Flat 1/4	1
49*	0033-B122-0A	Stop Plate Assy	1

*Not Shown

STATEMENT OF LIMITED WARRANTY

Detecto Scale warrants its equipment to be free from defects in material and workmanship as follows: Detecto warrants to the original purchaser only that it will repair or replace any part of equipment which is defective in material or workmanship for a period of one **(1) year** from date of shipment. Detecto shall be the sole judge of what constitutes a defect.

During the **first ninety (90) days** Detecto may choose to supply all necessary replacement parts and service during normal weekday working hours at no charge to the buyer.

After the first ninety (90) days Detecto will supply parts and service at the job site provided the owner agrees to pay the Dealer for all travel time, including mileage and test equipment, as well as any expenses incurred over the direct labor of the technician at the job site. This limited warranty honors only labor performed by Detecto authorized dealers.

This warranty does not apply to peripheral equipment not manufactured by Detecto; this equipment will be covered by certain manufacturer's warranty only.

This warranty does not include replacement of expendable or consumable parts. This does not apply to any item which has deteriorated or damaged due to wear, accident, misuse, abuse, improper line voltage, overloading, theft, lightning, fire, water or acts of God, or due to extended storage or exposure while in purchaser's possession. This warranty does not apply to maintenance service. Purchased parts will have a ninety (90) day repair or replacement warranty only.

Detecto may require components be returned to the factory; they must be properly packed and shipping charges prepaid. A return authorization number must be obtained for all returns and marked on the outside of all returned packages. Detecto accepts no responsibility for loss or damage in transit.

STATEMENT OF LIMITED WARRANTY

Conditions Which Void Limited Warranty

This warranty shall not apply to equipment which:

- A.) Has been tampered with, defaced, mishandled or have had repairs and modifications not authorized by Detecto.
- B.) Has had serial number altered, defaced, or removed.
- C.) Has not been grounded according to Detecto's recommended procedure.

Freight Carrier Damage

Claims for equipment damaged in transit must be referred to the freight carrier in accordance with freight carrier regulations.

This warranty sets forth the extent of our liability for breach of any warranty or deficiency in connection with the sale or use of the product. Detecto will not be liable for consequential damages of any nature, including but not limited to, loss of profit, delays or expenses, whether based on tort or contract. Detecto reserves the right to incorporate improvements in material and design without notice and is not obligated to incorporate improvements in equipment previously manufactured.

The foregoing is in lieu of all other warranties, express or implied including any warranty that extends beyond the description of the product including any warranty of merchantability or fitness for a particular purpose. This warranty covers only those Detecto products installed in the forty-eight (48) contiguous continental United States.



Ph. (800) 641-2008
E-mail: detecto@cardet.com
203 E. Daugherty
Webb City, MO 64870

02/06
Printed in USA
D268-WARRANTY-DET

