CALIBRATION

This scale has been factory calibrated, and does not require calibration prior to use. There are no requirements for calibration in the field; users should adhere to their institution's calibration policies.

Calibration of your scale can be performed using calibrated kilogram (kg) or pound (lb) weight standards. Minimum calibration is 200 lb / 100 kg. Maximum calibration weight is 1000 lb / 454 kg. The required calibration standard will be the Unit of Measure (UOM) for which the scale is configured. **KG models can only be calibrated in kilograms** If Everlock® is engaged the scale can only be calibrated in the locked unit of measure.
Note: Only weights certified and traceable to national standards should be used for calibration.
Warning: Always ensure that the scale is returned to the correct UOM after scale calibration.

1. Press Help to access the Help menu options.
2. While in the Help menu, press ⬇ to select "Calibrate". Press ➡ to advance to the next step.

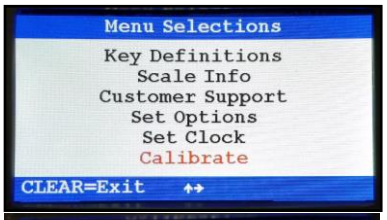

3. The display will prompt for entry of the password. Press the following keys in this sequence to proceed with the calibration procedure. ⬇ ⬆ ➡ ⬅

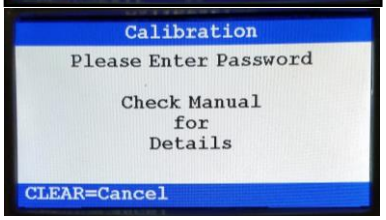

4. The display will show a warning. If prepared and qualified to perform the calibration procedure, press ➡ to advance to the next step.

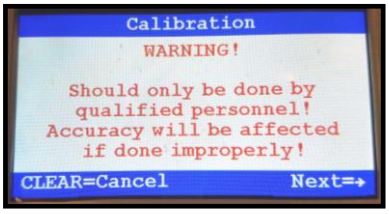

5. Follow the screen prompt and ensure the scale is on a level surface with no weight on the platform. Press ➡ to advance to the next step.

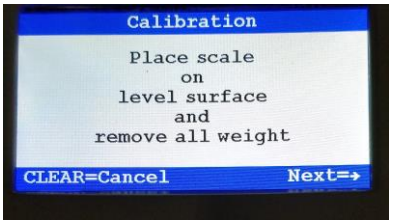

6. The display will show "Zeroing Scale" as it calculates the zero value. Do not touch the scale during the zeroing process.

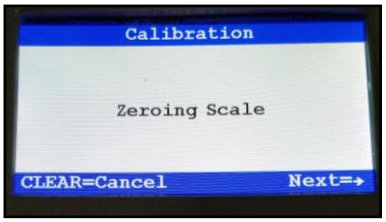

CALIBRATION (CONT)

7. When the zeroing process is complete the display will prompt for entry of the calibration weight. Minimum calibration is 200 lb / 100 kg. Maximum calibration weight is 1000 lb / 454 kg. Calibration weight can be adjusted in 10 lb or 10 kg increments. Press **Enter** when the calibration weight is set.

8. The display will prompt for the calibration weights to be placed on the platform. Press **Enter** after calibration weights are placed on the platform.

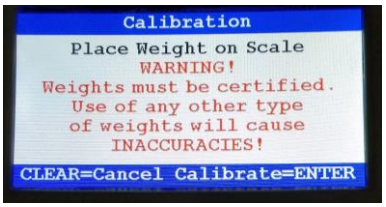

9. The display will show “Calibrating” during the calibration process.

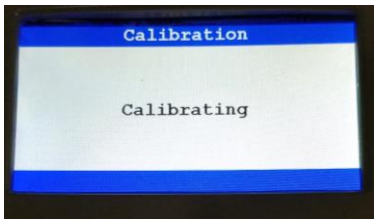

10. If calibration is successful, the display will show “Calibration Complete” with a 4 digit calibration count.

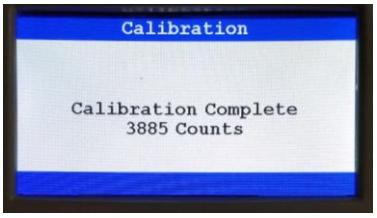

11. If calibration is unsuccessful, the display will show an error message that the entered calibration weight and the certified weights do not match. The display will then revert back to the set calibration weight screen for entry of calibration weight.