

# circaid® juxtafit® essentials lower extremity

Inelastic, ready-to-wear compression system for the entire leg.

### Indications:

- Mild to severe lymphedema.
- Mild to severe lipedema.
- Moderate to severe venous disease.

### Features:

- Inelastic compression.
- Multiple compression levels (20-30, 30-40, 40-50 and 50+ mmHg).
- juxtalock™ band system allows for easy and instant adjustability of product without removal.
- circaid® Built-In-Pressure system™ (BPS™) guide card provides targeted compression ranges for improved results.
- SILVERtec™ added to prevent static, odor & propagation of bacteria in the garment.
- Active & sedentary use.
- Simple measuring & sizing – Ready made in multiple sizes with 2 lengths of the lower leg and 3 lengths of the upper leg with knee.
- Works great with elastic stockings as part of a complete compression system.
- 6-month warranty.
- Available in beige.

### System Includes:

- 1 legging, 1 pair of knee high or thigh high undersleeves (footless), 1 black cover up and 1 Built-In-Pressure system™ (BPS™) guide card.
- Lower leg also includes: 1 circaid® power added compression band™ (pac band™) and 1 pair of compression anklets.
- See pages 40-42 for foot options.

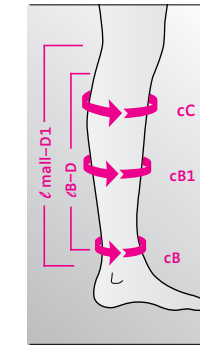


juxtafit® essentials upper leg with knee



juxtafit® essentials lower leg with compression anklet

### sizing



### circaid® juxtafit® essentials lower leg

circumference in centimeters									
size	S*	M*	M - X full calf	L*	L - X full calf	XL	XL*	XL - X full calf	XXL*
<b>cC</b>	30 - 38	36 - 43	43 - 50	41 - 48	48 - 56	41 - 51	46 - 56	51 - 61	53 - 64
<b>cB1</b>	20 - 28	25 - 33	33 - 40	30 - 38	38 - 46	33 - 41	36 - 46	41 - 51	43 - 53
<b>cB</b>	15 - 23	20 - 28	20 - 28	25 - 33	25 - 33	30 - 38	30 - 38	30 - 38	33 - 41

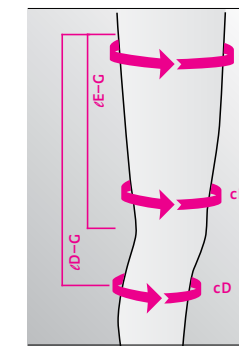
  

actual product length in centimeters		
size	short	long
<b>ℓ B - D</b>	28	36

sizing measurement		short	long
<b>ℓ mall-D1</b>		<36	>36

\*Applies to circaid® readyfit lower leg and circaid® classicflex lower leg with adjustable lengths. Product lengths may differ from body measurements.



### circaid® juxtafit® essentials upper leg with knee

circumference in centimeters						
size	XXS	XS	S	M	L	XL
<b>cG</b>	40 - 52	46 - 62	54 - 70	60 - 80	69 - 90	77 - 101
<b>cE1</b>	32 - 42	37 - 48	42 - 55	50 - 65	58 - 76	66 - 87
<b>cD</b>	23 - 30	27 - 35	31 - 41	35 - 46	40 - 52	44 - 58

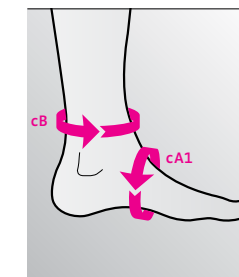
  

actual product length in centimeters			
size	x-short	short	long
<b>ℓ D - G</b>	35	45	55

sizing measurement		x-short	short	long
<b>ℓ E - G</b>		<25	<35	>35

Product lengths may differ from body measurements.



### circaid® power added compression band™ (pac band™) circaid® compression anklet

circumferences in cm.			
	standard	large	xlarge
<b>cB</b>	19 - 27	25 - 50	<56
<b>cA1</b>	19 - 36	22 - 41	<44

\*circaid® compression anklet only available in standard and large.

Leg Measurement Guide	
T	Waist
H	Widest part of pelvis
K	Gluteal fold
G	Groin
F	Mid-thigh
E2	15cm above E
E1	5cm above E
E	Center of patella
D1	Knee crease
D	Slightly below knee
C	Widest part of calf
B1	Between ankle and widest part of calf
B	Narrowest part of ankle above malleolus
A1	Middle of foot
A	Circumference of ball of foot
Y	Diagonally around heel over widest part of top of ankle
Z	Heel to base of great toe
mall	Center of malleolus
ℓ	length
c	circumference