

BD Twinpak™

Dual Cannula Device

*Twice the
Performance,
Twice the
Convenience*



**Red Hub Cannula
Syringe Filling Device:**
Provides Access to Vials



BD Twinpak Shield:
Holds Both Cannulas Securely



**BD™ Blunt
Plastic Cannula:**
*Allows for Safe, Needleless
Access to Split-Septum
Injection Sites*

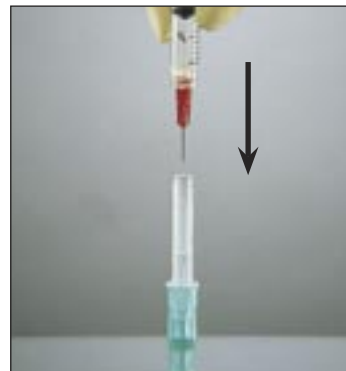


Green Cap:
*Protects / Covers
BD Blunt Plastic
Cannula Prior to Use*

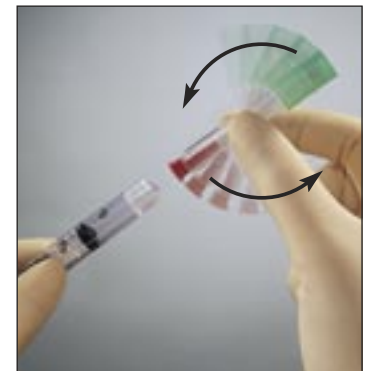
Instructions for Use:



1 Secure **Red** Hub Cannula to syringe by twisting clockwise. Pull off the BD Twinpak Shield. Syringe is ready for access to vial.



2 After filling, recap **Red** Hub Cannula into standing BD Twinpak Shield or use "scoop" method.



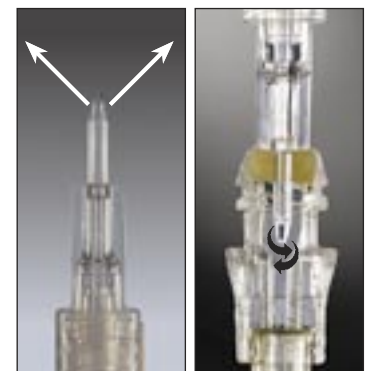
3 Detach BD Twinpak device from syringe by twisting counterclockwise. Flip the BD Twinpak device.



4 Pull off **Green** Cap. Attach BD Blunt Plastic Cannula to syringe by twisting clockwise. Cover **Red** Cannula Hub with **Green** Cap.



5 Pull off BD Twinpak Shield. Syringe is ready for split-septum access. Discard **Red** Hub Cannula (or entire device) in approved sharps collector.



Note: When expelling air/fluid from a syringe, contents exit sideways from the cannula in two separate paths (see photo). Do not penetrate IV injection site with red hub cannula. Expel air/fluid carefully, directing flow paths away from face or mucous membranes.