

Delivering Solutions for a Better Quality of Life.



**Safest, most dependable
solution for Erectile Dysfunction**



- **Powerful, effective and easy to operate**
- **No prescription necessary**
- **Reliable system with significant cost savings**
- **Includes discreet carrying case and instructional DVD**

Studies have shown that by the use of vacuum devices, in excess of 80% of men are able to achieve a degree of erection sufficient to allow completion of sexual intercourse.*

*The Journal of Sexual Health

 **OWEN MUMFORD**
Making a World of Difference

800-421-6936 • www.owenmumfordinc.com

HOW TO USE RAPPORT™ CLASSIC

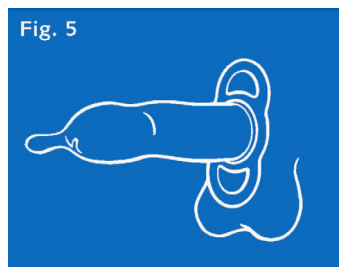
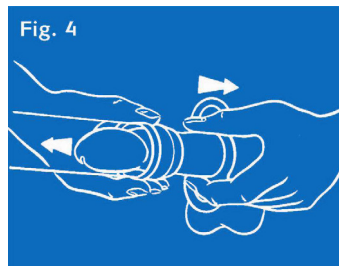
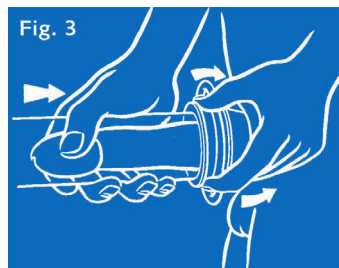
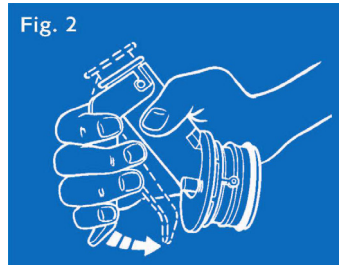
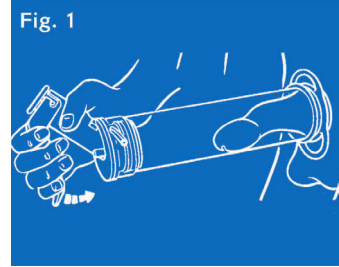
1. Insert the penis into the penile tube and apply slight pressure to seal the transfer sleeve against your body at the base of the penis, to ensure a vacuum will be created. (Fig. 1) Make sure the ring on the transfer sleeve is in the correct position with the handles to the top and bottom. It may be advisable to first warm the penile tube only in warm water to prevent any fogging of the tube when creating the vacuum. Again, make sure the handles of the ring are positioned to the top and bottom of the penis. This will be more comfortable in use and allow easier ejaculation. Steady the tube with one hand to prevent any jerky movements and squeeze and release the pump handle with the other hand. This works the pump to create the vacuum necessary. (Fig. 2) You may find that creating the erection will be easier and more comfortable if you stand up to use the pump. You can always steady the tube by placing it on a flat surface such as a table. If you are unsteady when standing up, create the erection sitting down on the edge of a chair.

2. Continue pumping slowly to create the erection. If you feel any pain stop pumping and press the pressure release button on the pump to eliminate the vacuum. Take your penis out of the tube, then reinsert it and start pumping slowly again. Repeat this if necessary several times. Pumping slowly is more beneficial as this draws the blood into your penis at the correct rate. Please take care not to pump too fast as this may bruise or cause a rupture of the blood vessels immediately below the surface of the skin. Note: For your safety the vacuum pump is unable to reach a dangerous pressure, the vacuum is automatically released through the release valve above a pressure of 360mm of Hg.

3. When the desired erection has been achieved, continue to hold the tube tightly against your body. Hold the tube with one hand, still pushing it against your body and with the fingers of the other hand, ease the ring off the transfer sleeve and onto the base of your penis. Always position the ring with the handles to the top and bottom while on the base of your penis. This will help you with ejaculation and easier removal. (Fig. 3) Because of the special shape of the transfer sleeve, when the ring is eased out of the flat groove it will then slip easily off the transfer sleeve and onto your penis. Some vacuum pressure may be lost during this transfer, but you will still need to press the release valve to lower the vacuum pressure to enable you to remove the penile tube. (Fig. 4) If you find the placing of the ring onto your penis difficult try releasing a little of the vacuum by pushing the penile tube away from your body slightly then rolling the ring off the transfer sleeve.

4. With a ring in place, a lasting erection should now be maintained and sexual intercourse can be accomplished. NOTE: If a condom is to be worn, it should be put on as a last step. Do not wear a condom during the vacuum process. (Fig. 5) The rings are not a contraceptive or method of birth control.

5. To remove the ring after intercourse, simply grasp the outer handles to stretch the central ring. As the blood is released from the penis it will decrease in size and the ring may be easily removed.



These instructions are intended as a guide only. Full instructions and precautions are supplied with the Rapport Classic. Rapport Classic must not be used without first consulting your medical adviser. IMPORTANT SAFETY NOTE: The penis will stay erect until the ring is removed. This must be done within 30 minutes. NEVER WEAR THE RING FOR MORE THAN 30 MINUTES. A break of at least 60 minutes must be taken between uses to allow for the blood supply to return fully to the penis.