


ACTISORB™ SILVER 220


ANTIMICROBIAL BINDING DRESSING

Don't just mask
the odor **address**
the cause



WHAT IS IT?

ACTISORB™ Silver 220 Dressing is an activated charcoal dressing with silver, enclosed in a non-adherent nylon sleeve.



HOW DOES IT WORK?

Triple action

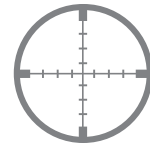
ACTISORB™ Silver 220 Dressing is different from other charcoal dressings, it has a triple action that not only masks odor but also addresses its cause:



Activated charcoal traps
odor in the dressing¹



Activated charcoal binds
bacteria and toxins in
the dressing



Silver kills the bacteria
in the dressing²

Antimicrobial action

ACTISORB™ Silver 220 Dressing is effective against 150 microorganisms associated with wound infection.³

Silver has been proven to kill bacteria, and participate in the reduction of bioburden in the dressing.²



Effective against
150
microorganisms
associated with
wound infection³

Odor and exudate management

ACTISORB™ Silver 220 Dressing eliminates malodor thereby improving the patient's quality of life.⁴⁻⁶

As malodor might be accompanied by wound fluids, ACTISORB™ Silver 220 Dressing is able to manage exudate and helps maintain a moist wound healing environment.^{6,7}



Largest ever wound care surveillance study:

94.8%

of the 12,444 patients improved or healed when ACTISORB™ Silver 220 Dressing was used in the management of the wound⁸

Case study

75 year old patient with a history of chronic venous ulceration treated with ACTISORB™ Silver 220 Dressing and compression bandage for 4 weeks.⁷

Baseline



- Thick sloughy tissue
- High pain score
- Maceration
- Wound malodor

After 4 weeks



- Healthy granulation tissue
- Reduced exudate levels
- Minimal wound odor

Why is it important to treat malodor?



The impact of malodor should never be underestimated as it can cause depression and social isolation of the patient.⁹

In PEG sites, ACTISORB™ Silver 220 Dressing reduces bacterial colonization in the dressing. The bacterial barrier properties of the dressing may prevent infection and overgranulation.⁵

WHEN TO USE IT


ACTISORB™ Silver 220 Dressing may help reduce infection in partial and full-thickness wounds, including:

- Pressure injuries
- Venous ulcers
- Diabetic ulcers
- First and second-degree burns
- Donor sites
- Surgical wounds

Please refer to the full instructions for use in the packaging insert.



ACTISORB™ Silver 220 Dressing is suitable for use under compression bandaging.



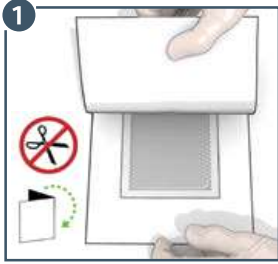
For lightly exuding wounds, ACTISORB™ Silver 220 Dressing can be used in combination with a non-adherent wound contact layer.

USER GUIDE

Before application

Always refer to the instructions for use for full details. Select a size of ACTISORB™ Silver 220 Dressing that is slightly larger than the wound. Prepare the wound according to appropriate wound management protocol. Before application of the dressing, ensure that any necrotic tissue is removed by debridement.

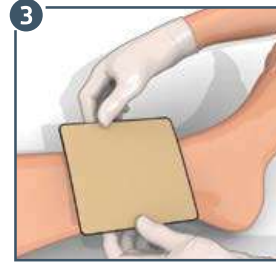
Dressing preparation



1. Carefully remove the dressing from the pouch using an aseptic technique and forceps.
2. If necessary, you can fold the dressing to fit the wound shape.

ACTISORB™ Silver 220 Dressing should not be cut, as particles of activated carbon may get into the wound and cause discoloration.

Secondary dressing application



1. Cover and secure **ACTISORB™ Silver 220 Dressing** with a secondary dressing such as **TIELLE™** range.

Choose the secondary dressing based on the level of exudate.

If required, the dressing may be held in place to aid application.

Dressing application



1. Gently apply **ACTISORB™ Silver 220 Dressing** to the wound. Either side of **ACTISORB™ Silver 220 Dressing** can be placed on the wound.

The properties of the dressing are most fully utilized when **ACTISORB™ Silver 220 Dressing** makes direct contact with the wound.

Dressing change and removal



1. **ACTISORB™ Silver 220 Dressing** can remain on the wound for up to 7 days, depending on the level of exudate. The secondary dressing can be changed as required.
2. Gently remove the secondary dressing.
3. Gently remove **ACTISORB™ Silver 220 Dressing** from the wound bed and discard.

Item Code	Size	Eaches carton/box	HCPCS code
650220	2 1/2" x 3 3/4"	10 ea/ct – 5 ct/bx	A6206
105220	4 1/8" x 4 1/8"	10 ea/ct – 5 ct/bx	A6207
190220	4 1/8" x 7 1/2"	10 ea/ct – 5 ct/bx	A6207



To learn more about the benefits of **ACTISORB™ Silver 220 Dressing** contact your Acelyty representative at **800-275-4524** or visit **acelyty.com**

References

1.NisbettL,GreenhalghD,CullenB,BroadbentS,FosterS.TheBenefitsofActivatedCharcoalClothwithSilveronOdourControlandBacterialEndotoxinBinding.PosterpresentedatWoundsUK.2011.Harrogate, UK.2.AddisonD,etal.Acomparisonoftheantimicrobialpropertiesofsilverdressingsforchronicwoundcare.PosterPresentedat:EWMA.2002.Grenada,Spain.3.Rennisonetal.Antimicrobialefficacyof silverimpregnatedactivatedcharcoalwounddressing.PosterPresentedat:ETRS.2003.Amsterdam,TheNetherlands.4.JacksonL.Useofacharcoal dressingwithsilveronanMRSA-infectedwound.BJComm Nursing.2001;2:19-26.5.Leak,K.PEGsiteinfections:anoveluseforActisorbSilver220.BJCommNursing.2002;7(6):321-325.6.HamptonS,ActisorbSilver220:anuniqueantibacterialdressing. BJCommNursing.2002;9:17-19.7.Internationalcaseseries:UsingACTISORB™.CaseStudies.London:WoundsInternational,2012.8.StadlerR,WallenfangK.Surveyof1244patientswithchronicwounds treatedwithcharcoal dressing(ACTISORB™).AktuelleDermatologie.2002;28(10):351-354.9.WhiteR.WoundmalodourandtheroleofActisorb™Silver220.WoundsUK.2013;9(1):101-104.

NOTE:Specificindications,contraindications,warnings,precautionsandsafetyinformationmayexistforSystagenixproducts.Pleaseconsultthehealthcareproviderandproduct instructions for use prior to application. Rx only.

Copyright2014,2017SystagenixWoundManagement,Limited.Allrightsreserved.AlltrademarksdesignatedhereinareproprietarytoSystagenixWoundManagement,Limited,itsaffiliatesand/orlicensors. PRA000308-R0-US, EN (05/17) • LIT#29-A-321