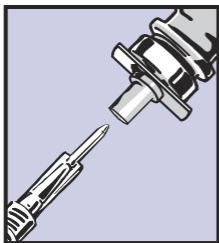


BD™ Blunt Plastic Cannula

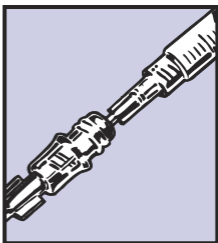
QUICK REFERENCE CARD

1



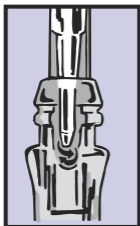
- Insert BD Blunt Plastic Cannula into vial adapter (Interlink® LifeShield® or SafeLine™) or vials designed for needleless access to fill a syringe. Use normal protocol

2



- Insert the BD Blunt Plastic Cannula through the center of the pre-slit injection site (Interlink, LifeShield or SafeLine) for fluid delivery or aspiration

3



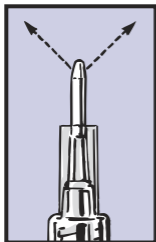
- Dual side ports create turbulence for more efficient flushing of injection sites

BD™

Blunt Plastic Cannula

QUICK REFERENCE CARD

4



Things to Remember:

- Discard BD Blunt Plastic Cannula in the nearest sharps collector or per hospital policy. Follow your institution's policy for safe disposal of all medical waste
- The BD Blunt Plastic Cannula is not designed to penetrate conventional injection sites, vial stoppers or BD Vacutainer™ brand tube stoppers

Note: When expelling air or fluid from a syringe, contents exit sideways from the cannula in two separate paths. Expel air or fluid carefully, directing flow paths away from face or mucous membranes

Interlink is a registered trademark of Baxter International, Inc.

LifeShield is a registered trademark of Abbott Laboratories.

Safeline is a trademark of McGraw, Inc.

BD, and BD Logo are trademarks of Becton, Dickinson and Company.

1 Becton Drive, Franklin Lakes, NJ 07417

1.888.237.2762

Printed in USA

©2000.

www.bd.com

BD 9/01-0368