



## **SAMPLE PACK**

**Posey® Foam Trach Ties**  
For use with all brands of adult or pediatric tracheostomy tubes.

**Posey Cat. No. 8197S**  
**Small-Fits Neck Sizes:**  
**7-10"/17.8-25.4 cm**  
**Packed 12/box**

### **J.T. Posey Company**

5635 Peck Rd. • Arcadia, CA 91006-0020 USA  
Tel: 800-447-6739 or 626-443-3143  
Fax: 800-767-3933 or 626-443-5014 • [www.posey.com](http://www.posey.com)  
EU AUTH. PERSON: (MDD 93/42/EEC) MDSS GmbH,  
Burckhardtstr. 1, D-30163, Hannover, Germany



© 1994 J.T. Posey Company. All rights reserved. M1396 031604

## **Posey Foam Trach Ties - Application Instructions**

### **Application Instructions:**

1. Thread the "hook" end of the tie through one slot of the tracheostomy tube and attach the "hook" fastener to the fuzzy side of the neck pad or strap. Slot should be at least 3/8" wide to allow for easy insertion (see fig. 1).
2. Bring the foam neck collar behind the patient's neck and thread the other "hook" end through other slot in the tracheostomy tube. Adjust to fit and secure "hook" fastener to fuzzy side of neck strap or neck collar (see fig. 2). If desired, the neck straps may be knotted to shorten.

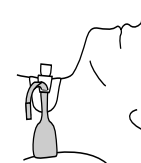
NOTE: Do not force tabs through the slot when removing trach tie. This could cause accidental extubation or displacement of the tube. If the slot is too small to allow for easy removal, cut off the hook and loop tab, and pull the tie gently.

Posey Trach Ties may also be used for Oxygen Cannula Support. (See figures 3 and 4.)

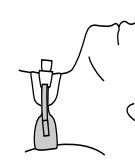
Single patient use. May be washed if soiled. Discard if "Hook" does not firmly adhere to white fuzzy backing.

Available in three sizes (One dozen per box):

- #8197S** Small - Newborn and Pediatric (neck 7-10"/17.8-25.4 cm)
- #8197M** Medium - Pediatric (neck 9-17"/22.9-43.4 cm)
- #8197L** Large - Adult (neck 13-24"/33.1-61.2 cm)



**Fig. 1**



**Fig. 2**



**Fig. 3-Top of Head**



**Fig. 4-Back of neck**

### **⚠ WARNING**

Always monitor patients carefully to ensure they are not at risk for disrupting lifesaving therapy. Constant supervision, electronic monitoring and/or the use of a restraint may be required in conjunction with proper medical supervision.



# Posey® Pediatric Products

## Infant Limb Holders

Soft foam limb holders can be used on arms or feet to help prevent the child from interrupting an IV or interfering with wound care. Hook and loop closure allows easy adjustment.

- Disposable.
- One dozen pairs per package.

REF 4733 Infant to 2 years

REF 4734 2-5 years

### Application Instructions:

1. Wrap limb holder around limb with blue side toward skin.
2. Secure "hook" to fuzzy, white "loop" backing, allowing enough space to insert one finger between the limb holder and the patient.
3. Take straps directly away from the patient (do not wrap straps around limb) and secure out of patient's reach.
4. Leave straps loose enough for extended range of motion, but not enough to allow self injury or disruption of lines or extubation.



## Newborn Eye Protectors

Clinical testing shows these eye protectors block over 99.9% of all light across the UV spectrum. Soft layer of 100% cotton lies against the baby's face. Hook and loop fasteners on headbands and over crown help keep the eye protectors in place.

- One dozen per package.

REF 4644 - Small Premie 8-9"

REF 4645 - Premie 9-13 1/2"

REF 4646 - Newborn 12-14"

### Application Instructions:

1. Place the eye protectors over the baby's eyes. Trim eye pads to fit if necessary. Secure the hook and loop tab at the back of the head.
2. Pull crown strap over baby's head. Attach hook to loop at the side of the head. Trim excess strap if necessary.



#4646

## Foam Trach Ties

A convenient, comfortable collar to secure tracheostomy tubes. Soft foam padding with hook and loop "double track" closure helps prevent extubation during the most severe coughing spasms. May be used with most trach tubes.

- One dozen per package.

### Application Instructions:

1. Thread the "hook" end of the tie through one slot of the trach tube and attach the hook fastener to the neck strap. Slot should be at least 3/8" wide to allow for easy insertion.
2. Bring the foam neck collar behind the patient's neck and thread the other "hook" end through the other slot. Adjust to fit. If desired, the neck straps may be knotted to shorten.



#8197S

REF 8197S - Infant 7-10"

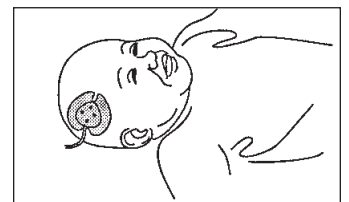
REF 8197M - Pediatric/Adult 9-17"

## IV Shield

Helps protect the IV needle and insertion site from impact, abrasion, and mild scratching. May also be used with a Heparin lock. Translucent, ventilated plastic dome allows unobstructed observation. Hypo-allergenic self-adhesive tape on bottom adheres anywhere on patient's body. Heavy hair growth may require shaving to allow adhesive to stick.

- Disposable.
- Fits adults or children.
- One dozen per package.

REF 8141



J.T. Posey Company

5635 Peck Road • Arcadia, CA 91006-0020 USA • Tel: 800-447-6739 or 626-443-3143 • Fax: 800-767-3933 or 626-443-5014 • www.posey.com

© 1994 J.T. Posey Company. All rights reserved.



MDSS  
Burckhardtstr. 1,  
30163, Hannover, Germany



M1610 120904



# Posey® Foam Trach Ties

## Application Instructions:

1. Thread the “hook” end of the tie through one slot of the tracheostomy tube and attach the “hook” fastener to the fuzzy side of the neck pad or strap. Slot should be at least 3/8” wide to allow for easy insertion (see fig. 1).
2. Bring the foam neck collar behind the patient’s neck and thread the other “hook” end through other slot in the tracheostomy tube. Adjust to fit and secure “hook” fastener to fuzzy side of neck strap or neck collar (see fig. 2). If desired, the neck straps may be knotted to shorten.

NOTE: Do not force tabs through the slot when removing trach tie. This could cause accidental extubation or displacement of the tube. If the slot is too small to allow for easy removal, cut off the hook and loop tab, and pull the tie gently.

Posey Trach Ties may also be used for Oxygen Cannula Support. (See figures 3 and 4.)

Single patient use. May be washed if soiled. Discard if “Hook” does not firmly adhere to white fuzzy backing.

Available in three sizes (One dozen per box):

- REF #8197S** Small - Newborn and Pediatric (neck 7-10”/17.8-25.4 cm)
- REF #8197M** Medium - Pediatric (neck 9-17”/22.9-43.4 cm)
- REF #8197L** Large - Adult (neck 13-24”/33.1-61.2 cm)

J.T. Posey Company  
5635 Peck Road • Arcadia, CA 91006-0020 USA • Tel: 800-447-6739 or 626-443-3143 • Fax: 800-767-3933 or 626-443-5014 • www.posey.com  
© 2004 J.T. Posey Company. All rights reserved. **MADE IN CHINA**



Fig. 1




Fig. 2

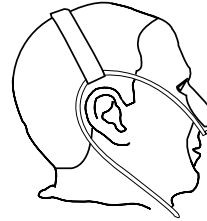


Fig. 3-Top of Head

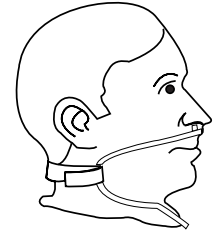


Fig. 4-Back of neck

### ⚠ WARNING

Always monitor patients carefully to ensure they are not at risk for disrupting lifesaving therapy. Constant supervision, electronic monitoring and/or the use of a restraint may be required in conjunction with proper medical supervision.



MDSS  
Burckhardtstr. 1,  
30163, Hannover, Germany



M1645C 120704



# Posey® Foam Trach Ties

## Application Instructions:

1. Thread the “hook” end of the tie through one slot of the tracheostomy tube and attach the “hook” fastener to the fuzzy side of the neck pad or strap. Slot should be at least 3/8” wide to allow for easy insertion (see fig. 1).
2. Bring the foam neck collar behind the patient’s neck and thread the other “hook” end through other slot in the tracheostomy tube. Adjust to fit and secure “hook” fastener to fuzzy side of neck strap or neck collar (see fig. 2). If desired, the neck straps may be knotted to shorten.

NOTE: Do not force tabs through the slot when removing trach tie. This could cause accidental extubation or displacement of the tube. If the slot is too small to allow for easy removal, cut off the hook and loop tab, and pull the tie gently.

Posey Trach Ties may also be used for Oxygen Cannula Support. (See figures 3 and 4.)

Single patient use. May be washed if soiled. Discard if “Hook” does not firmly adhere to white fuzzy backing.

Available in three sizes (One dozen per box):

- REF #8197S** Small - Newborn and Pediatric (neck 7-10”/17.8-25.4 cm)
- REF #8197M** Medium - Pediatric (neck 9-17”/22.9-43.4 cm)
- REF #8197L** Large - Adult (neck 13-24”/33.1-61.2 cm)

J.T. Posey Company  
5635 Peck Road • Arcadia, CA 91006-0020 USA • Tel: 800-447-6739 or 626-443-3143 • Fax: 800-767-3933 or 626-443-5014 • www.posey.com  
© 2004 J.T. Posey Company. All rights reserved. **MADE IN CHINA**




Fig. 1




Fig. 2

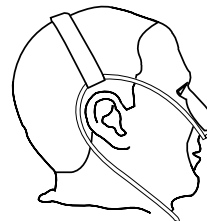


Fig. 3-Top of Head

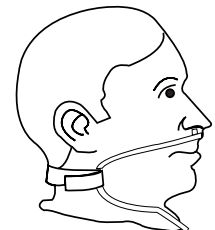


Fig. 4-Back of neck

### ⚠ WARNING

Always monitor patients carefully to ensure they are not at risk for disrupting lifesaving therapy. Constant supervision, electronic monitoring and/or the use of a restraint may be required in conjunction with proper medical supervision.



MDSS  
Burckhardtstr. 1,  
30163, Hannover, Germany



M1645C 120704