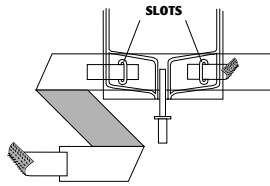
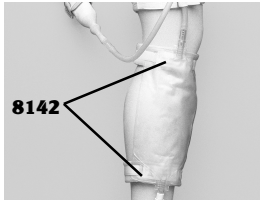




Posey® Urinary Care Products

Posey Drainage Bag Straps



Purpose

The Posey Drainage Bag Straps securely and comfortably hold any urinary leg bag to the leg. Made of soft, nonslip, polyurethane foam with a nylon backing for additional strength. Washable. One pair per package.

Application

1. Slip the two white center tabs through the slots on the top edge of the plastic drainage bag.
2. Fold tabs so the closure adheres to the white nylon backing. The blue foam will be against the leg.
3. Use the end tab to secure the strap around the leg. Trim excess foam to fit.
4. Repeat the process with bottom strap.

#8142 Drainage Bag Straps

Washing Instructions:



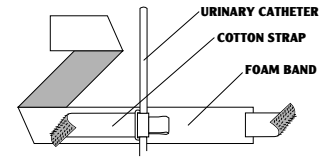
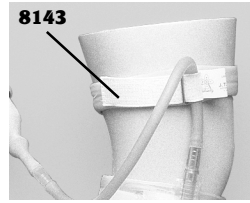
J.T. Posey Company 5635 Peck Road • Arcadia, CA 91006-0020 USA • Tel. 800-447-6739 or 626-443-3143 • Fax 800-767-3933 or 626-443-5014 • www.posey.com

EU AUTH. PERSON: (MDD 93/42/EEC) MDSS GmbH, Burckhardtstr. 1, D-30163, Hannover, Germany

© 1993 J.T. Posey Company. All rights reserved.

M1385 020303

Posey Catheter Tube Holder Straps



Purpose

This soft foam band wraps around the leg to hold the catheter or drainage tube in place without skin-irritating tape. Washable. One dozen per package.

Application

1. Attach the foam band around the patient's leg, using the hook and loop closure. Trim excess (over 4").
2. Center the catheter tube over the cotton strap, between the metal ring and the hook and loop closure.
3. Thread the cotton strap through the metal ring and secure to foam band with hook and loop closure.

NOTE: Be careful not to wrap the strap too tightly. Check frequently for circulatory impairment.

#8143 Foam Catheter Tube Holder Straps

Washing Instructions:



J.T. Posey Company 5635 Peck Road • Arcadia, CA 91006-0020 USA • Tel. 800-447-6739 or 626-443-3143 • Fax 800-767-3933 or 626-443-5014 • www.posey.com

EU AUTH. PERSON: (MDD 93/42/EEC) MDSS GmbH, Burckhardtstr. 1, D-30163, Hannover, Germany

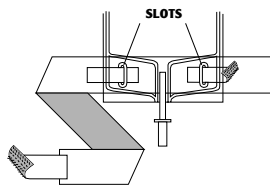
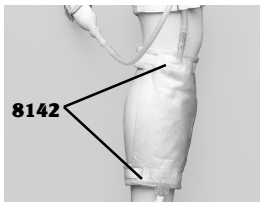
© 1993 J.T. Posey Company. All rights reserved.

M1385 020303



Posey® Urinary Care Products

Posey Drainage Bag Straps



Purpose

The Posey Drainage Bag Straps securely and comfortably hold any urinary leg bag to the leg. Made of soft, nonslip, polyurethane foam with a nylon backing for additional strength. Washable. One pair per package.

Application

1. Slip the two white center tabs through the slots on the top edge of the plastic drainage bag.
2. Fold tabs so the closure adheres to the white nylon backing. The blue foam will be against the leg.
3. Use the end tab to secure the strap around the leg. Trim excess foam to fit.
4. Repeat the process with bottom strap.

#8142 Drainage Bag Straps

Washing Instructions:



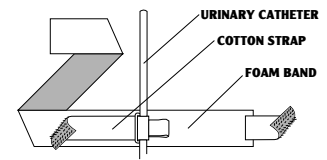
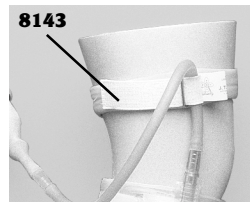
J.T. Posey Company 5635 Peck Road • Arcadia, CA 91006-0020 USA • Tel. 800-447-6739 or 626-443-3143 • Fax 800-767-3933 or 626-443-5014 • www.posey.com

EU AUTH. PERSON: (MDD 93/42/EEC) MDSS GmbH, Burckhardtstr. 1, D-30163, Hannover, Germany

© 1993 J.T. Posey Company. All rights reserved.

M1385 020303

Posey Catheter Tube Holder Straps



Purpose

This soft foam band wraps around the leg to hold the catheter or drainage tube in place without skin-irritating tape. Washable. One dozen per package.

Application

1. Attach the foam band around the patient's leg, using the hook and loop closure. Trim excess (over 4").
2. Center the catheter tube over the cotton strap, between the metal ring and the hook and loop closure.
3. Thread the cotton strap through the metal ring and secure to foam band with hook and loop closure.

NOTE: Be careful not to wrap the strap too tightly. Check frequently for circulatory impairment.

#8143 Foam Catheter Tube Holder Straps

Washing Instructions:



J.T. Posey Company 5635 Peck Road • Arcadia, CA 91006-0020 USA • Tel. 800-447-6739 or 626-443-3143 • Fax 800-767-3933 or 626-443-5014 • www.posey.com

EU AUTH. PERSON: (MDD 93/42/EEC) MDSS GmbH, Burckhardtstr. 1, D-30163, Hannover, Germany

© 1993 J.T. Posey Company. All rights reserved.

M1385 020303